

Georgia Department of Natural Resources  
Environmental Protection Division  
1152 Floyd Tower East  
2 Martin Luther King Jr. Drive  
Atlanta, Georgia 30334

---

# Georgia Toxics Release Inventory Report

2005

---



Providence Canyon

GEORGIA'S TOXIC RELEASE INVENTORY REPORT

---

Reporting Year 2005

---

January 2007  
Environmental Protection Division  
Georgia Department of Natural Resources  
Phone 404.656.6905 • Fax 404.657.7893

# Table of Contents

What is TRI?	1
Commission	1
What is reported?	2
Data collection	2
How TRI information is used	3
Data limitations	3
Toxic Release Data	4
Air Release Data	5
Fugitive Air Emissions	6
Stack Air Emissions	7
Water Release Data	8
Land Release Data	10
POTW Releases	11
Transfers Data	12
Accidental Release Data	15
PBT Chemicals Data	17
Chemical Release Data	25
County Release Data	26

---



## What is TRI?

*Reports under Section 313 must be submitted annually to EPA and to designated state agencies. Reports are due by July 1 of each year and cover activities at the facility during the previous calendar year.*

**U**nder section 313 of the Emergency Planning and Community Right-to-Know Act (EPCRA), facilities are required to report the quantities of routine and accidental releases and other waste management of specifically listed chemicals. They are also required to report transfers of all toxic chemicals for waste management to off-site locations.

---

### REQUIREMENTS

---

- Ten or greater employees

---

- A listed primary SIC code

---

- Manufactured, processed or otherwise used during the prior year any listed toxic chemical in quantities greater than the set threshold

---

- Products used for janitorial or maintenance purposes, or laboratories are **exempt**

Facilities that meet all three of the adjacent criteria are subject to EPCRA section 313 release and other waste management reporting.

Reporting is required to provide the public with information on the releases and other waste management of EPCRA section 313 chemicals in their communities.

## Commission

The Georgia Emergency Response Commission receives the toxic release information from facilities within Georgia. The Environmental Protection Division (EPD) of the Department of Natural Resources (DNR) is designated as the state agency to manage this information and to serve as its repository.

## What is reported?

Every year since 1988, the Georgia Environmental Protection Division has compiled information about the presence and release of toxic chemicals in communities within Georgia. This Toxics Release Inventory Report is intended to inform the public about the presence of such releases in their community and to allow better response should a chemical accident occur.

The quantities reported as released are only estimates of amounts released.

Facilities must file for each listed chemical that is manufactured, processed or otherwise used above the threshold limits in a calendar year. The facility must report information such as:

- Physical address of the facility
- Contact person for questions on the reported information
- On-site uses of the chemicals documented in the report
- Maximum quantities on-site
- Accidental release quantities, or one-time events not associated with production events
- Quantities of chemicals transferred off-site for recycling, energy recovery, treatment or disposal
- Source reduction activities
- Quantities of chemicals treated or recycled on-site

## Data collection



Facilities are not required to monitor, or make additional measurements to determine the actual amounts released. The facility is only required to base the reports on measurements and monitoring data if they are available. The facility may estimate based upon engineering calculations, mass balance, or emission factors provided by their equipment manufacturer.

The data provide a general indication of the types and quantities of chemicals released by manufacturing facilities. The data cannot be used to make conclusions on environmental quality or public health threats, since they do not provide a measurement of concentrations in the environment. Most of the releases reported are

regulated by restrictions placed in permits issued by EPD. Releases are allowed only in a concentration and manner which will not degrade the environment.

## How TRI information is used

The information within the TRI Report bridges communication between facilities and the surrounding community. Public interest and environmental groups, news media, community organizations, educators, researchers, industry, consultants, students, local governments, and private citizens have all made use of the information extracted from the TRI Report.

Facilities extract data to improve their own processes that may be inefficient or costly, in terms of the losses they encounter, as well as in waste handling and disposal.

EPD encourages citizens to review the data and research the facilities that share their community. A county-by-county spreadsheet is provided within this report which lists all reporting facilities as well as a summary of the reported data. If your county is not listed on the spreadsheet, no facilities reported information to EPD in your county.

## Data limitations

Numerous sources are not required to report under Section 313, such as non-manufacturing industries, small businesses, motor vehicles, and agricultural operations.

The reader must consider that the TRI Report does not indicate exposure, and cannot be used to determine the impact on public health. Toxicity, local meteorology, proximity to the release, as well as the release rate can all affect potential exposure dangers. A small release of a highly toxic chemical poses a greater risk than a large release of a less toxic chemical.

The reader may wish to discuss any concerns with the facility or with the Local Emergency Planning Committee if further information is desired.



## Toxic Release Data

*To achieve the total in the right column, add the totals for air, water, land, POTW, and non-production releases.*

**T**he reader will notice that transfers are not included in this table. Further discussion of transfers is found later in this Report.

The quantities listed within Table 1 are reported in pounds. The only exception is for dioxin and dioxin-like chemicals. Further information on these chemicals can be found later in this report.


Table 1 Reported Releases 1999 to 2005 <sup>1</sup>

Year	Fugitive Air	Stack Air	Total Air	Water	Land	POTW	Non-Prod	Totals (Pounds)
1999	6,536,584	95,633,701	102,170,285	7,438,035	12,626,459	3,952,053	755,872	126,942,704
2000	7,698,923	85,650,147	93,349,070	6,315,609	13,032,680	3,027,206	197,425	116,924,970
2001	7,459,746	85,089,613	92,549,359	7,641,492	12,399,699	4,563,903	631,414	117,785,867
2002	8,410,180	94,326,692	102,736,872	10,358,304	12,999,922	4,280,559	903,038	131,278,695
2004	9,360,196	77,518,322	86,878,518	9,637,586	18,865,457	2,378,104	166,827	117,926,492
2005	10,208,634	80,424,357	90,632,991	8,173,326	21,279,962	2,414,981	80,013	122,581,272

EPD received reports from 762 facilities in 2005, 773 facilities in 2004 and 602 facilities in 2002. 765 facilities reported in 2001.

<sup>1</sup> No report was issued for 2003.

## Air Release Data



All releases to the air must be classified as either stack or fugitive emissions, and both are included in the total quantity reported for these releases. Table 2 lists the top ten facilities for total air releases.

Table 2 Top Ten Facilities for Air Releases 2005

Facility	County	Air Total (pounds)
BOWEN ELECTRIC GEN PLANT	BARTOW	18,614,744
BRANCH ELECTRIC GEN PLANT	PUTNAM	11,277,059
WANSLEY ELECTRIC GEN PLANT	HEARD	9,989,201
RAYONIER PERFORMANCE FIBERS	WAYNE	4,199,205
HAMMOND ELECTRIC GEN PLANT	FLOYD	3,706,503
PCS NITROGEN FERTILIZER	RICHMOND	3,681,383
YATES ELECTRIC GEN PLANT	COWETA	3,342,102
TEMPLE-INLAND LINERBOARD	FLOYD	3,183,745
INTERNATIONAL PAPER - AUGUSTA	RICHMOND	2,273,071
GREAT SOUTHERN PAPER	EARLY	2,143,324

## Fugitive Air Emissions

Fugitive air emissions include equipment leaks from valves, pump seals, flanges, compressors, sampling connections, and open-ended lines. It should also include evaporative losses from surface impoundments and spills, as well as releases from ventilation systems. Table 3 lists the top ten facilities for fugitive air emissions.

Table 3 Top Ten Facilities Fugitive Air Emissions 2005

Facility	County	Fugitive Air (Pounds)
RAYONIER PERFORMANCE FIBERS	WAYNE	2,831,703
INTERNATIONAL PAPER - AUGUSTA	RICHMOND	1,100,586
QUEBECOR WORLD KRI, INC.	COLUMBIA	1,051,834
TEMPLE-INLAND LINERBOARD	FLOYD	1,003,600
HERCULES - BRUNSWICK	GLYNN	392,079
DSM CHEMICALS	RICHMOND	241,419
GRAPHIC PACKAGING	BIBB	223,300
BRUNSWICK GYPSUM PLANT	GLYNN	206,815
RHEEM MANUFACTURING	BALDWIN	200,000
AKER PLASTICS	LOWNDES	190,923

Table 4 Top Ten Single Chemical Releases per Facility Fugitive Air Emissions 2005

Facility Name	Chemical	County	Fugitive
RAYONIER PERFORMANCE FIBERS	METHANOL	WAYNE	2,800,000
INTERNATIONAL PAPER - AUGUSTA	METHANOL	RICHMOND	1,090,000
QUEBECOR WORLD KRI, INC.	TOLUENE	COLUMBIA	1,040,877
TEMPLE-INLAND LINERBOARD	METHANOL	FLOYD	1,000,000
HERCULES - BRUNSWICK	METHYL ISOBUTYL KETONE	GLYNN	390,538
GRAPHIC PACKAGING	AMMONIA	BIBB	220,000
RHEEM MANUFACTURING	CHLORODIFLUOROMETHANE	BALDWIN	200,000
AKER PLASTICS	STYRENE	LOWNDES	190,923
BRUNSWICK CELLULOSE, INC.	METHANOL	GLYNN	184,669
PCS NITROGEN FERTILIZER	AMMONIA	RICHMOND	142,000

## Stack Air Emissions

Releases to the air that occur through stacks, confined vents, ducts, pipes, or other

A facility may be listed more than once if they report more than one chemical.

confined air streams, as well as storage tank emissions are considered stack air emissions. An example would be the emissions from air pollution control equipment. Table 5 lists the top ten facilities for stack air emissions.


Table 5 Top Ten Facilities Stack Air Emissions 2005

Facility	County	Stack Air (Pounds)
BOWEN ELECTRIC GEN PLANT	BARTOW	18,584,744
BRANCH ELECTRIC GEN PLANT	PUTNAM	11,277,058
WANSLEY ELECTRIC GEN PLANT	HEARD	9,976,201
HAMMOND ELECTRIC GEN PLANT	FLOYD	3,705,503
PCS NITROGEN FERTILIZER	RICHMOND	3,538,803
YATES ELECTRIC GEN PLANT	COWETA	3,334,502
TEMPLE-INLAND LINERBOARD	FLOYD	2,180,143
GREAT SOUTHERN PAPER	EARLY	2,034,605
BRUNSWICK CELLULOSE, INC.	GLYNN	1,561,543
SCHERER ELECTRIC GEN PLANT	MONROE	1,519,449

Table 6 Top Ten Single Chemical Releases per Facility Stack Air Emissions 2005

Facility	Chemical	County	Stack Air (Pounds)
BOWEN ELECTRIC GEN PLANT	HYDROCHLORIC ACID	BARTOW	15,000,000
BRANCH ELECTRIC GEN PLANT	HYDROCHLORIC ACID	PUTNAM	10,000,000
WANSLEY ELECTRIC GEN PLANT	HYDROCHLORIC ACID	HEARD	7,900,000
PCS NITROGEN FERTILIZER	AMMONIA	RICHMOND	3,332,486
HAMMOND ELECTRIC GEN PLANT	HYDROCHLORIC ACID	FLOYD	3,100,000
YATES ELECTRIC GEN PLANT	HYDROCHLORIC ACID	COWETA	2,400,000
BOWEN ELECTRIC GEN PLANT	SULFURIC ACID	BARTOW	1,900,000
TEMPLE-INLAND LINERBOARD	METHANOL	FLOYD	1,700,000
BOWEN ELECTRIC GEN PLANT	HYDROGEN FLUORIDE	BARTOW	1,600,000
GREAT SOUTHERN PAPER	METHANOL	EARLY	1,500,000

## Water Release Data



Data includes process outfalls from pipes and open trenches, on-site waste water treatment systems, as well as storm water runoff. Publicly Owned Treatment Works (POTW) discharges are included in another section of this report.

Table 7 Top Ten Facilities Water Releases 2005

Facility	County	Total Water (Pounds)
DSM CHEMICALS	RICHMOND	2,928,910
PCS NITROGEN FERTILIZER	RICHMOND	567,758
ENGELHARD - SAVANNAH	CHATHAM	505,683
TRONOX PIGMENTS	CHATHAM	474,959
RAYONIER PERFORMANCE FIBERS	WAYNE	392,060
MILLER BREWERIES	DOUGHERTY	391,106
MAVERICK C&P INC	EARLY	385,811
TYSON FOODS, INC.	FORSYTH	352,661
INTERNATIONAL PAPER - AUGUSTA	RICHMOND	262,437
BON L MANUFACTURING	COWETA	223,721

All facilities that release to water are required by EPD to maintain a permit to do so. The permit issued to a facility limits releases to levels that do not impair the quality of the receiving waters.

Table 8 Top Ten Single Chemical Releases per Facility to Water 2005

Facility	Chemical Released	County	Total Water (Pounds)	Waterway affected
DSM CHEMICALS	NITRATE CMPDS	RICHMOND	2,924,203	SAVANNAH RIVER
ENGELHARD - SAVANNAH	NITRATE CMPDS	CHATHAM	484,311	SAVANNAH RIVER
PCS NITROGEN FERTILIZER	NITRATE CMPDS	RICHMOND	480,268	SAVANNAH RIVER
TRONOX PIGMENTS	MANGANESE CMPDS	CHATHAM	466,000	SAVANNAH RIVER
MILLER BREWERIES	NITRATE CMPDS	DOUGHERTY	391,000	FLINT RIVER
MAVERICK C&P INC	NITRATE CMPDS	EARLY	385,395	CHATTAHOOCHEE RIVER TRIBUTARY TO ORRS CREEK
TYSON FOODS, INC.	NITRATE CMPDS	FORSYTH	234,732	TRIBUTARY TO MINERAL SPRINGS BRANCH
BON L MANUFACTURING	NITRATE CMPDS	COWETA	223,700	
RAYONIER PERFORMANCE FIBERS	METHANOL	WAYNE	200,000	ALTAMAHA RIVER
EMD CHEMICALS INC.	NITRATE CMPDS	CHATHAM	177,985	SAVANNAH RIVER

As shown in Table 6, the major reported release to water is nitrate compounds. Neither the federal government nor the State of Georgia has established a standard for nitrates in rivers and lakes.

The main concern about nitrate is in drinking water. The drinking water standard is 10 mg/L. All of Georgia's public drinking water systems have nitrate concentrations well below this level and are not impaired by nitrates.

## Land Release Data



The five subcategories for land releases include RCRA (Resource Conservation & Recovery Act – Subtitle C) landfills, landfills other than RCRA, land treatment or farming, surface impoundments, and other – when the release does not fit the other four categories. These categories do not include land disposal off-site. Tables 9 and 10 indicate the top ten releases to land reported for 2005.

Table 9 Top Ten Totals for Land Releases 2005

Facility	County	Land Total (Pounds)
SCHERER ELECTRIC GEN PLANT	MONROE	5,551,174
WANSLEY ELECTRIC GEN PLANT	HEARD	2,969,126
BRANCH ELECTRIC GEN PLANT	PUTNAM	2,213,371
YATES ELECTRIC GEN PLANT	COWETA	1,888,297
BOWEN ELECTRIC GEN PLANT	BARTOW	1,814,073
TRONOX PIGMENTS	CHATHAM	1,418,074
SOUTHERN MILLS - PLANT RAY	UPSON	1,015,801
HAMMOND ELECTRIC GEN PLANT	FLOYD	973,518
MCDONOUGH/ATKINSON ELECTRIC GEN PLANT	COBB	593,028
FORT JAMES -SAVANNAH	EFFINGHAM	480,767

Table 10 Top Ten Single Chemical Releases per Facility to Land for 2005

Facility	County	Chemical	Land Totals (Pounds)
SCHERER ELECTRIC GEN PLANT	MONROE	BARIUM CMPDS	4,500,000
WANSLEY ELECTRIC GEN PLANT	HEARD	BARIUM CMPDS	1,200,000
BRANCH ELECTRIC GEN PLANT	PUTNAM	BARIUM CMPDS	980,000
SOUTHERN MILLS - PLANT RAY	UPSON	NITRATE CMPDS	945,469
BOWEN ELECTRIC GEN PLANT	BARTOW	BARIUM CMPDS	850,000
YATES ELECTRIC GEN PLANT	COWETA	BARIUM CMPDS	850,000
TRONOX PIGMENTS	CHATHAM	MANGANESE CMPDS	740,000
TRONOX PIGMENTS	CHATHAM	VANADIUM COMPOUNDS	509,000
FORT JAMES -SAVANNAH	EFFINGHAM	VANADIUM COMPOUNDS	410,000
HAMMOND ELECTRIC GEN PLANT	FLOYD	BARIUM CMPDS	400,000

## POTW Releases



POTW refers to discharges made to Publicly Owned Treatment Works. The more familiar name for these facilities is public sewage treatment plants. Chemicals are conveyed through underground sewage pipes along with the facility's wastewater. They may also be trucked or delivered through other direct methods. Depending upon the chemical, the POTW may be able to remove

up to 99% of the chemical in the waste stream. The effluent is then either land applied or released in concentrations that do not affect the surface waters.

Table 11 Top Ten Facilities for POTW Releases 2005

Facility Name	County	POTW Totals (Pounds)
SAFT AMERICA	LOWNDES	515,151
MOUNT VERNON MILLS	CHATTOOGA	394,792
NUTRASWEET	RICHMOND	268,373
WAYNE FARMS - DOUGLAS	COFFEE	212,551
EQUITY GROUP - PROCESSING	MITCHELL	179,678
YKK - MACON	BIBB	101,046
HERCULES - BRUNSWICK	GLYNN	96,664
GM MLCG- DORAVILLE	DEKALB	85,455
GRAPHIC PACKAGING	BIBB	70,686
CHEM-TECH FINISHERS INC.	WHITFIELD	58,016

Table 12 Top Ten Chemical Releases per Facility to a POTW 2005

Facility	County	Chemical	POTW
SAFT AMERICA	LOWNDES	NITRATE CMPDS	515,144
MOUNT VERNON MILLS	CHATTOOGA	AMMONIA	360,618
NUTRASWEET	RICHMOND	METHANOL	254,989
WAYNE FARMS - DOUGLAS	COFFEE	NITRATE CMPDS	212,551
EQUITY GROUP - PROCESSING	MITCHELL	NITRATE CMPDS	168,038
CHEM-TECH FINISHERS INC.	WHITFIELD	BIPHENYL	58,016
HERCULES - BRUNSWICK	GLYNN	CARBON DISULFIDE	50,867
GM MLCG- DORAVILLE	DEKALB	NITRATE CMPDS	46,000
PUBLIX SUPER MARKETS	GWINNETT	NITRATE CMPDS	40,998
MD BUILDING PRODUCTS	HALL	NITRATE CMPDS	40,718

## Transfers Data



Transfers are shipments of waste to treatment or disposal facilities for the purpose of disposal, treatment, energy recovery, or recycling. The chemical may be deposited directly into a landfill, or treated to reduce its toxicity before release to the environment.

EPD has separated these categories into two sections. All facilities reporting chemicals disposed are put into one section, and the remaining three categories (treatment, recovery, and recycling) are put into another section, called recycling.

The reader will notice that the transfer's category was left out of the Table 1, Total Releases, at the beginning of this report. Table 13 shows the data for the years 1998-2005\*.

Table 13 Transfers for Disposal\*

Year	Transfers for Disposal (Pounds)
1998	6,508,104
1999	6,379,520
2000	8,830,716
2001	3,719,037
2002	4,025,660
2004	2,559,289
2005	3,239,891

\*No report was issued for 2003.

In Tables 14 through 18, the first two tables may list a facility numerous times. This may be due to multiple events or transfers, even if the chemical is the same.

Table 14 Top Ten Single Chemical Transfers (Disposal) 2005

Facility	County	Chemical	Transfer (disposal)
BON L MANUFACTURING	COWETA	NITRATE CMPDS	572,904
AEROSOL PACKAGING, LLC	CHEROKEE	TOLUENE	505,869
SOUTHWIRE COMPANY	CARROLL	COPPER CMPDS	398,437
MAVERICK C&P INC	EARLY	ZINC CMPDS	106,390
COOPER TIRE & RUBBER COMPANY	DOUGHERTY	ZINC CMPDS	94,254
CERTAINTEED - ATHENS	CLARKE	CHROMIUM CMPDS	76,360
FERRO CORPORATION	STEPHENS	CHROMIUM CMPDS	60,300
NISSHINBO AUTOMOTIVE	NEWTON	COPPER CMPDS	56,504
PANASONIC BATTERY - LITHIUM DIV	MUSCOGEE	MANGANESE CMPDS	56,259
FERRO CORPORATION	STEPHENS	ANTIMONY CMPDS	50,500

Table 15 Top Ten Single Chemical Transfers (Recycle) 2005

Facility	County	Chemical	Transfer (recycle)
GERDAU AMERISTEEL	BARTOW	ZINC CMPDS	5,441,247
MERCK & CO., INC.	DOUGHERTY	METHANOL	2,635,400
YKK - MACON	BIBB	COPPER CMPDS	2,349,753
TROJAN BATTERY	DEKALB	LEAD CMPDS	1,881,476
RAVEN WIRE AND CABLE, INC.	CARROLL	COPPER CMPDS	1,711,371
EXIDE TECHNOLOGIES	MUSCOGEE	LEAD CMPDS	1,628,957
U. S. BATTERY - AUGUSTA	RICHMOND	LEAD CMPDS	1,400,000
FIAMM TECHNOLOGIES, INC.	BURKE	LEAD CMPDS	1,233,970
MERCK & CO., INC.	DOUGHERTY	N-HEXANE	1,036,920
AUSTRAL VON ROLL	DOUGLAS	COPPER CMPDS	800,000

Tables 16 and 17 show all transfer events, separated between disposal and recycling events.

Table 16 Top Ten Facilities Transfers (Disposal) 2005

Facility	County	Top Ten Totals Transfer (disposal)
BON L MANUFACTURING	COWETA	589,128
AEROSOL PACKAGING, LLC	CHEROKEE	505,869
SOUTHWIRE COMPANY	CARROLL	435,621
FERRO CORPORATION	STEPHENS	172,801
MAVERICK C&P INC	EARLY	107,478
NISSHINBO AUTOMOTIVE	NEWTON	102,727
COOPER TIRE & RUBBER COMPANY	DOUGHERTY	97,065
CERTAINTEED - ATHENS	CLARKE	77,513
PANASONIC BATTERY - LITHIUM DIV	MUSCOGEE	56,259
DURACELL	TROUP	51,098

Table 17 Top Ten Facilities Transfers (Recycle) 2005

Facility	County	Top Ten Totals Transfer (recycle)
GERDAU AMERISTEEL	BARTOW	6,087,291
MERCK & CO., INC.	DOUGHERTY	5,151,510
YKK - MACON	BIBB	2,349,753
TROJAN BATTERY	DEKALB	1,924,061
RAVEN WIRE AND CABLE, INC.	CARROLL	1,711,371
EXIDE TECHNOLOGIES	MUSCOGEE	1,628,957
U. S. BATTERY - AUGUSTA	RICHMOND	1,400,000
FIAMM TECHNOLOGIES, INC.	BURKE	1,233,970
AUSTRAL VON ROLL	DOUGLAS	801,500
PPG ARCHITECTURAL FINISHES	FULTON	795,778

## Accidental Release Data



This category in the Georgia TRI Report shows accidental release information. This quantity is typically the result of a direct release to the environment as a one-time event that is not associated with a production process. They can include accidental spills or remedial actions not addressed elsewhere in the report. They may also be associated with a catastrophic event, such as a fire, flood, or tornado.

EPD finds this category to be most interesting to the reader, as these releases are not permitted discharges. EPD has included the entire list of reported releases (sorted by county name) for this category for the benefit of the reader.


Table 18 Releases not Associated with Production 2005

County	Facility	Chemical Released	Pounds Released*
BARTOW	ANHEUSER-BUSCH	AMMONIA	19,548
BARTOW	ATCO RUBBER PRODUCTS, INC	LEAD CMPDS	8
CALHOUN	KOBELCO MACHINERY	XYLENE	287
CARROLL	DECOSTAR INDUSTRIES, INC.	N-BUTYL ALCOHOL	35,439
CARROLL	DECOSTAR INDUSTRIES, INC.	1,2,4-TRIMETHYLBENZENE	12,069
CARROLL	DECOSTAR INDUSTRIES, INC.	DIISOCYANATES	2,222
CARROLL	SOUTHWIRE COMPANY	COPPER CMPDS	56
CARROLL	SOUTHWIRE COMPANY	LEAD CMPDS	10
CHATHAM	WEYERHAEUSER - PT WENTWORTH	CHLORINE DIOXIDE	30
CHATHAM	WEYERHAEUSER - PT WENTWORTH	CHLORINE	16
CHATHAM	ATLANTIC WOOD IND. INC.	CREOSOTE	8
CHATHAM	SAVANNAH MARBLE COMPANY	STYRENE	1
CHATHAM	ATLANTIC WOOD IND. INC.	DIOXIN & DIOXIN-LIKE CMPDS*	0.1
CHATHAM	CONOCOPHILLIPS	ZINC CMPDS	0.01
CLARKE	POWER PARTNERS, INC.	CHROMIUM CMPDS	1
CLARKE	POWER PARTNERS, INC.	CERTAIN GLYCOL ETHERS	1
CLARKE	POWER PARTNERS, INC.	NICKEL CMPDS	1
CLARKE	POWER PARTNERS, INC.	MANGANESE CMPDS	1
CLARKE	POWER PARTNERS, INC.	COPPER CMPDS	1
CLAYTON	BOSSE CONCRETE PRODUCTS	LEAD CMPDS	0.01
COBB	LYNX CHEMICAL - SMYRNA	HYDROCHLORIC ACID	25
COBB	STERIGENICS US, LLC	ETHYLENE OXIDE	9
DEKALB	ASHLAND DISTRIBUTION - DORAVILLE	TETRACHLOROETHYLENE	159
DEKALB	ASHLAND DISTRIBUTION - DORAVILLE	STYRENE	85
DEKALB	BP PRODUCTS DORAVILLE 2 TERMINAL	TOLUENE	38
DEKALB	ASHLAND DISTRIBUTION - DORAVILLE	ETHYLENE GLYCOL	37
DEKALB	ASHLAND DISTRIBUTION - DORAVILLE	DIETHANOLAMINE	33
DEKALB	ARCH WOOD PROTECTION, INC.	CHROMIUM CMPDS	32
DEKALB	BP PRODUCTS DORAVILLE 2 TERMINAL	XYLENE	31
DEKALB	BP PRODUCTS DORAVILLE 2 TERMINAL	BENZENE	22
DEKALB	ASHLAND DISTRIBUTION - DORAVILLE	DICHLOROMETHANE	21
DEKALB	CHEVRON DORAVILLE TERMINAL	TOLUENE	9

County	Facility	Chemical Released	Pounds Released*
DEKALB	CHEVRON DORAVILLE TERMINAL	XYLENE	9
DEKALB	ASHLAND DISTRIBUTION - DORAVILLE	TOLUENE	6
DEKALB	BP PRODUCTS DORAVILLE 2 TERMINAL	NAPHTHALENE	6
DEKALB	CHEVRON DORAVILLE TERMINAL	1,2,4-TRIMETHYLBENZENE	4
DEKALB	BP PRODUCTS DORAVILLE 2 TERMINAL	1,2,4-TRIMETHYLBENZENE	2
DEKALB	ASHLAND DISTRIBUTION - DORAVILLE	1,2,4-TRIMETHYLBENZENE	2
DEKALB	ASHLAND DISTRIBUTION - DORAVILLE	XYLENE	2
DEKALB	CHEVRON DORAVILLE TERMINAL	ETHYLBENZENE	2
DEKALB	CHEVRON DORAVILLE TERMINAL	BENZENE	2
DEKALB	CHEVRON DORAVILLE TERMINAL	N-HEXANE	2
DEKALB	BP PRODUCTS DORAVILLE 2 TERMINAL	ETHYLBENZENE	1
DEKALB	CHEVRON DORAVILLE TERMINAL	LEAD CMPDS	0.1
DOUGHERTY	MERCK & CO., INC.	TOLUENE	360
DOUGHERTY	MILLER BREWERIES	AMMONIA	16
FLOYD	ZARTIC - ROME	AMMONIA	633
FULTON	WHITAKER OIL CO.	METHANOL	1,213
FULTON	BONDO CORPORATION	STYRENE	588
FULTON	PERIMETER TERMINAL LLC	TOLUENE	5
FULTON	PERIMETER TERMINAL LLC	BENZENE	5
FULTON	PERIMETER TERMINAL LLC	ETHYLBENZENE	3
FULTON	PERIMETER TERMINAL LLC	XYLENE	3
FULTON	PERIMETER TERMINAL LLC	N-HEXANE	2
FULTON	PERIMETER TERMINAL LLC	1,2,4-TRIMETHYLBENZENE	1
FULTON	WILLIAM C. MEREDITH CO., INC.	DIOXIN & DIOXIN-LIKE CMPDS*	0.0005
GORDON	OMNOVA SOLUTIONS INC.	1,3-BUTADIENE	7
HOUSTON	U.S. DOD USAF ROBINS	CHLORINE	1
HOUSTON	U.S. DOD USAF ROBINS	LEAD CMPDS	0.1
LOWNDES	ARIZONA CHEMICAL	4,4'-ISOPROPYLDENEDIPHENOL	18
MCDUFFIE	TIN INC	FORMALDEHYDE	88
MCDUFFIE	TIN INC	METHANOL	44
MUSCOGEE	EXIDE TECHNOLOGIES	LEAD CMPDS	0.13
NEWTON	H. B. FULLER	VINYL ACETATE	3,300
POLK	ZARTIC - CEDARTOWN	AMMONIA	179
RICHMOND	DEERFIELD SPECIALTY PAPERS	CHROMIUM CMPDS	1,062
RICHMOND	IFF AUGUSTA LIMITED	SEC-BUTYL ALCOHOL	260
RICHMOND	IFF AUGUSTA LIMITED	ETHYLBENZENE	213
RICHMOND	KENDALL COMPANY,LP	ETHYLENE OXIDE	88
SCREVEN	KING AMERICA FINISHING	CERTAIN GLYCOL ETHERS	342
SCREVEN	KING AMERICA FINISHING	VINYL ACETATE	102
SUMTER	COLLINS & AIKMAN PROD	METHANOL	1
SUMTER	COLLINS & AIKMAN PROD	METHANOL	1
SUMTER	COLLINS & AIKMAN PROD	ETHYLBENZENE	0.82
SUMTER	COLLINS & AIKMAN PROD	ETHYLBENZENE	0.82
TERRELL	TYSON FOODS, INC.	AMMONIA	65
WALKER	DOW REICHHOLD KENSINGTON	1,3-BUTADIENE	1,105
WAYNE	RAYONIER PERFORMANCE FIBERS	CHLORINE	23
WAYNE	RAYONIER PERFORMANCE FIBERS	CHLORINE DIOXIDE	3
WHITFIELD	HEALTHIER CHOICE CARPET & PAD	DIISOCYANATES	40
WHITFIELD	SOUTHERN CHEMICAL & TEXTILES	ETHYL ACRYLATE	1

\* The unit for dioxin and dioxin-like compounds is grams, NOT pounds.

## PBT Chemicals Data



There are many chemicals listed in EPA's PBT (Persistent Bioaccumulative Toxins) category, but only a few are released by facilities in Georgia. Mercury compounds, lead, dioxin and dioxin-like compounds and polycyclic aromatic compounds (PAC's) are among the few released.

These chemicals may be carcinogenic, but the most important characteristic of PBT's is that they remain in the body of the person ingesting them. For example if a shrimp absorbed such a chemical, and a fish ate the shrimp, and then a bigger fish ate that fish. And if eventually a person ate that fish, he would gain the chemical from all the animals, right down to the first shrimp.

*Dioxin and dioxin-like compounds has its own table because the quantities are listed in grams.*

Mercury and PAC's are reported in pounds. The unit for dioxin and dioxin-like chemicals is in grams, due to the lower threshold requirement. All releases including these chemicals are listed in the following table with the exception of accidental releases, which are

noted in Table 18.

Table 19 Dioxin and dioxin-like Releases 2005

Facility	County	Chemical	Fugitive Air (Grams)	Stack Air (Grams)	Land (Grams)	POTW (Grams)	Water (Grams)	Waterway Impacted
WILLIAM C. MEREDITH CO., INC.	FULTON	DIOXIN & DIOXIN-LIKE CMPDS	0	0	0	0.041	20	TRIBUTARY #3 TO SOUTH UTOY CREEK
ATLANTIC WOOD IND. INC.	CHATHAM	DIOXIN & DIOXIN-LIKE CMPDS	0	0	0	0	0.1	SAVANNAH RIVER
SOUTHWIRE COMPANY	CARROLL	DIOXIN & DIOXIN-LIKE CMPDS	0	2	0	0	0	
RABUN APPAREL, INC.	RABUN	DIOXIN & DIOXIN-LIKE CMPDS	0	0	0	0	0.0026	LITTLE TENNESSEE RIVER
PROCTER & GAMBLE PAPER PROD	DOUGHERTY	DIOXIN & DIOXIN-LIKE CMPDS	0	0	0	0.0117	0	
YATES ELECTRIC GEN PLANT	COWETA	DIOXIN & DIOXIN-LIKE CMPDS	0	1	0	0	0	
GRAPHIC PACKAGING	BIBB	DIOXIN & DIOXIN-LIKE CMPDS	0	1	0	0	0	
BRANCH ELECTRIC GEN PLANT	PUTNAM	DIOXIN & DIOXIN-LIKE CMPDS	0	1	0	0	0	
WEYERHAEUSER - PT WENTWORTH	CHATHAM	DIOXIN & DIOXIN-LIKE CMPDS	0	1	0	0	0.7	SAVANNAH RIVER
WANSLEY ELECTRIC GEN PLANT	HEARD	DIOXIN & DIOXIN-LIKE CMPDS	0	1	0	0	0	
ARCHER DANIELS MIDLAND	LOWNDES	DIOXIN & DIOXIN-LIKE CMPDS	0	1	0	0	0	
BOWEN ELECTRIC GEN PLANT	BARTOW	DIOXIN & DIOXIN-LIKE CMPDS	0	2	0	0	0	
SCHERER ELECTRIC GEN PLANT	MONROE	DIOXIN & DIOXIN-LIKE CMPDS	0	2	0	0	0	
PCS NITROGEN FERTILIZER	RICHMOND	DIOXIN & DIOXIN-LIKE CMPDS	0	0	0	0	4	SAVANNAH RIVER

Facility	County	Chemical	Fugitive Air (Grams)	Stack Air (Grams)	Land (Grams)	POTW (Grams)	Water (Grams)	Waterway Impacted
PACKAGING CORP	LOWNDES	DIOXIN & DIOXIN-LIKE CMPDS	0	1	0	0	0	
GREAT SOUTHERN PAPER INTERNATIONAL PAPER - AUGUSTA	EARLY	DIOXIN & DIOXIN-LIKE CMPDS	0	1	0	0	0	
TEMPLE-INLAND LINERBOARD	RICHMOND	DIOXIN & DIOXIN-LIKE CMPDS	0	1	0	0	0	
TEMPLE-INLAND LINERBOARD	FLOYD	DIOXIN & DIOXIN-LIKE CMPDS	0	1	0	0	0	
BRUNSWICK CELLULOSE, INC.	GLYNN	DIOXIN & DIOXIN-LIKE CMPDS	0	2	1	0	0.2	TURTLE RIVER
RAYONIER PERFORMANCE FIBERS	WAYNE	DIOXIN & DIOXIN-LIKE CMPDS	0	1	1	0	0	
WEYERHAEUSER - OGLETHORPE	MACON	DIOXIN & DIOXIN-LIKE CMPDS	0	1	1	0	0.001	FLINT RIVER
FORT JAMES -SAVANNAH	EFFINGHAM	DIOXIN & DIOXIN-LIKE CMPDS	0	1	1	0	0	
TRONOX PIGMENTS	CHATHAM	DIOXIN & DIOXIN-LIKE CMPDS	0	1	547	0	0.3	SAVANNAH RIVER

Table 20 PBT Releases 2005

Facility	County	Chemical	Fugitive Air (Pounds)	Stack Air (Pounds)	Land (Pounds)	POTW (Pounds)	Water (Pounds)	Waterway Impacted
BRUNSWICK CELLULOSE, INC.	GLYNN	BENZO(G,H,I)PERYLENE	0	1	0	0	0	
DSM CHEMICALS	RICHMOND	BENZO(G,H,I)PERYLENE	0	0	0	0	33	SAVANNAH RIVER
GS ROOFING PROD	FAYETTE	BENZO(G,H,I)PERYLENE	0	1	0	0	0	
GOODYEAR TIRE & RUBBER COMPANY	WALTON	BENZO(G,H,I)PERYLENE	0	1	0	0	0	
GREAT SOUTHERN PAPER	EARLY	BENZO(G,H,I)PERYLENE	0	1	0	0	0	
WEYERHAEUSER - OGLETHORPE	MACON	BENZO(G,H,I)PERYLENE	0	1	0	0	1	FLINT RIVER
INTERSTATE PAPER LLC	LIBERTY	BENZO(G,H,I)PERYLENE	0	0	1	0	0	
RAYONIER PERFORMANCE FIBERS	WAYNE	BENZO(G,H,I)PERYLENE	0	3	3	0	0	
INTERNATIONAL PAPER - AUGUSTA	RICHMOND	BENZO(G,H,I)PERYLENE	0	2	3	0	7	SAVANNAH RIVER
TEMPLE-INLAND LINERBOARD	FLOYD	BENZO(G,H,I)PERYLENE	0	1	10	0	1	COOSA RIVER
MARATHON PETROLEUM - POWDER SPRINGS	COBB	LEAD CMPDS	0	0	0	0.01	0	
NEW NGC - DULUTH	GWINNETT	LEAD CMPDS	0	0	0	0	0.1	SHETLIE CREEK & YELLOW RIVER
SHERWIN-WILLIAMS CO	CLAYTON	LEAD CMPDS	0	0	0	3	0	
L-3 COMMUNICATIONS	FORSYTH	LEAD CMPDS	0	0	0	19	0	
NEW NGC - GARDEN CITY	CHATHAM	LEAD CMPDS	0	1	0	0	0.2	SAVANNAH RIVER
TIN INC	MCDUFFIE	LEAD CMPDS	0	2	0	0	0	
R. J. REYNOLDS	BIBB	LEAD CMPDS	0	15	0	0	0	
RAYONIER WOOD PROD - EATONTON	PUTNAM	LEAD CMPDS	0	19	0	0	0	
UNIVERSAL TEXTILE TECHNOLOGIES	WHITFIELD	LEAD CMPDS	0	2	0	0	0	
SHAW INDUSTRIES - 2,4,80	WHITFIELD	LEAD CMPDS	0	53	0	27	0	

Facility	County	Chemical	Fugitive Air (Pounds)	Stack Air (Pounds)	Land (Pounds)	POTW (Pounds)	Water (Pounds)	Waterway Impacted
WHITEHEAD DIE CASTING	HALL	LEAD CMPDS	0	7	0	0.3	0	
GEORGIA-PACIFIC STERLING CHIP N SAW	GLYNN	LEAD CMPDS	0	9	0	0	0	
SOUTHWIRE COMPANY	CARROLL	LEAD CMPDS	0	0	0	0.3	1	BUFFALO CREEK
FERRO CORPORATION	STEPHENS	LEAD CMPDS	0	0	0	0	3	EASTANOLLEE
DURACELL	TROUP	LEAD CMPDS	0	1	0	0.1	0	
SHAW INDUSTRIES - 70	DECATUR	LEAD CMPDS	0	0	0	1	0	
CHEMICAL PRODS. CORP.	BARTOW	LEAD CMPDS	0	33	0	0	1	ETOWAH RIVER
OWENS BROCKWAY #10	FULTON	LEAD CMPDS	0	654	0	0	0	
GS ROOFING PROD	FAYETTE	LEAD CMPDS	0	0	0	0	3	LINE CREEK
HOBART PLANT #56	BRYAN	LEAD CMPDS	0	0	0	0.06	0	
SOUTHWIRE COMPANY	OCONEE	LEAD CMPDS	0	4	0	0	6	UNNAMED TRIBUTARY TO OCONEE RIVER
SHAW INDUSTRIES - WM	WHITFIELD	LEAD CMPDS	1	1	0	0.8	0	
ROYSTER-CLARK, INC.	SUMTER	LEAD CMPDS	1	2	0	0	0	
SOUTHWIRE COMPANY	CARROLL	LEAD CMPDS	1	0	0	0.8	1	BUFFALO CREEK
EVERLUBE PRODUCTS	FAYETTE	LEAD CMPDS	1	1	0	0	0	
NAZDAR ATLANTA	GWINNETT	LEAD CMPDS	1	3	0	0	0	
LAFARGE BUILDING MATERIALS	FULTON	LEAD CMPDS	1	0	0	0	0	
RABUN APPAREL, INC.	RABUN	LEAD CMPDS	1	168	0	0	9	LITTLE TENNESSEE RIVER
STOWE WOODWARD	SPALDING	LEAD CMPDS	2	0	0	0	0	
GEORGIA OXIDE	DEKALB	LEAD CMPDS	10	18	0	0	0	
PRECISION COMPONENTS	MUSCOGEE	LEAD CMPDS	10	19	0	0	0	
OWENS CORNING	FULTON	LEAD CMPDS	106	26	0	0	0	
FLETC GLYNCO GA	GLYNN	LEAD CMPDS	12	0	0	0	0	
CESSNA AIRCRAFT	MUSCOGEE	LEAD CMPDS	13	10	0	4	1	UNNAMED DITCH
GERDAU AMERISTEEL	BARTOW	LEAD CMPDS	1454	2049	0	0	0	
TRINITY INDUSTRIES # 493	BARTOW	LEAD CMPDS	2	3	0	0	0	
JCB, INC.	CHATHAM	LEAD CMPDS	2	0	0	0	0	
ROME DIE CASTING, LLC	FLOYD	LEAD CMPDS	2	1	0	0	0	
STANDRIDGE COLOR	WALTON	LEAD CMPDS	259	0	0	1	1	MEANS CREEK
SOUTHWIRE COMPANY	CARROLL	LEAD CMPDS	26	318	0	0	9	BUFFALO CREEK
INTERMET COLUMBUS FOUNDRY	MUSCOGEE	LEAD CMPDS	304	58	0	3	0	
KEADLE LUMBER	UPSON	LEAD CMPDS	36	0	0	0	0	
GOLDEN'S FOUNDRY & MACHINE COMPANY	MUSCOGEE	LEAD CMPDS	39	0	0	0	0	
CARRY-ON TRAILER	FRANKLIN	LEAD CMPDS	4	0	0	0	0	
CROWN TECHNOLOGY, LLC	MERIWETHER	LEAD CMPDS	42	0	0	0	0	
BEADLES LUMBER	COLQUITT	LEAD CMPDS	43	0	0	0	0	
U.S. DOD ARMY RANGE FACILITY FT BENNING	CHATTAHOOCHEE	LEAD CMPDS	430	0	0	0	0	
TROJAN BATTERY	DEKALB	LEAD CMPDS	5	21	0	93	1	PANTHER BRANCH
W. M. SHEPPARD LUMBER	BULLOCH	LEAD CMPDS	50	0	0	0	0	

Facility	County	Chemical	Fugitive Air (Pounds)	Stack Air (Pounds)	Land (Pounds)	POTW (Pounds)	Water (Pounds)	Waterway Impacted
SOUTH ATLANTIC GALVANIZING	EVANS	LEAD CMPDS	53	0	0	0	0	
BALFOUR LUMBER	THOMAS	LEAD CMPDS	64	0	0	0	0	
CEMEX SOUTHEAST, LLC	HOUSTON	LEAD CMPDS	7	53	0	0	0	
U.S. DOD USAF ROBINS	HOUSTON	LEAD CMPDS	7	5	0	0	2	OCMULGEE RIVER
TRANE	TOOMBS	LEAD CMPDS	0	0	0	0.11	0	
SCOTT G. WILLIAMS, LLC	ROCKDALE	LEAD CMPDS	0	0	0	0	0.1	SHIPLEY BRANCH
BANDAG, INC. - GRIFFIN PLANT	SPALDING	LEAD CMPDS	0	0	0	0.21	0	
PRATT INDUSTRIES - CONYERS	ROCKDALE	LEAD CMPDS	0	0	0	0.006	0	
AUTOMATED LOGIC	COBB	LEAD CMPDS	0	1	0	0	0	
HANSON PIPE & PRODUCTS - SAVANNAH	CHATHAM	LEAD CMPDS	0	1	0	0	0	
CARGILL GAINESVILLE	HALL	LEAD CMPDS	0	1	0	0	0	
WEYERHAEUSER - COLBERT	MADISON	LEAD CMPDS	0	1	0	0	0	
E-Z-GO TEXTRON	RICHMOND	LEAD CMPDS	0	1	0	4	0	
CERTAINTEED - ATHENS	CLARKE	LEAD CMPDS	0	2	0	0	0	
TIFTON ALUMINUM	TIFT	LEAD CMPDS	0	2	0	0	0	
ARMSTRONG WORLD	BIBB	LEAD CMPDS	0	2	0	0	0	
PROCTER & GAMBLE PAPER PROD	DOUGHERTY	LEAD CMPDS	0	10	0	3	0	
ROCKWELL AUTOMATION	LAURENS	LEAD CMPDS	0	11	0	0	0	
AKZO NOBEL INK & ADHESIVES	APPLING	LEAD CMPDS	0	1112	0	0.21	0	
MOHAWK - SOUTH HAMILTON	WHITFIELD	LEAD CMPDS	0	114	0	0	0	
GEORGIA-PACIFIC VIENNA	DOOLY	LEAD CMPDS	0	118	0	0	0	
C&D TECHNOLOGIES, INC.	ROCKDALE	LEAD CMPDS	0	165	0	4	2	YELLOW RIVER
MILLER BREWERIES	DOUGHERTY	LEAD CMPDS	0	17	0	0	0	
WIKA INSTRUMENT	GWINNETT	LEAD CMPDS	0	18	0	7	0	
HOOD INDUSTRIES	THOMAS	LEAD CMPDS	0	23	0	0	0	
DELPHI ENERGY & CHASSIS - FITZGERALD	BEN HILL	LEAD CMPDS	0	2770	0	1	12	TURKEY CREEK
INTERNATIONAL PAPER-FOLKSTON	CHARLTON	LEAD CMPDS	0	30	0	0	0	
GEORGIA-PACIFIC - WARRENTON	WARREN	LEAD CMPDS	0	4	0	0	0	
FEDERAL-MOGUL CORPORATION	TROUP	LEAD CMPDS	0	32	0	0	0	
FIAMM TECHNOLOGIES, INC.	BURKE	LEAD CMPDS	0	35	0	0.2299	0	
FIAMM TECHNOLOGIES, INC.	BURKE	LEAD CMPDS	0	35	0	0.2299	0	
GEORGIA-PACIFIC - CLAXTON	EVANS	LEAD CMPDS	0	4	0	0	0	
METALPLATE GALVANIZING	FULTON	LEAD CMPDS	0	48	0	0	15	UTOY CREEK
WEYERHAEUSER - PT WENTWORTH	CHATHAM	LEAD CMPDS	0	49	0	0	62	SAVANNAH RIVER
HUBER ENGINEERED WOODS	JACKSON	LEAD CMPDS	0	49	0	0	0	
HUBBELL DIE CASTING	COLQUITT	LEAD CMPDS	0	5	0	0.238	0	
LOUISIANA PACIFIC CORP - ATHENS	JACKSON	LEAD CMPDS	0	7	0	0	0	
GILMAN BUILDING PROD - DUDLEY	LAURENS	LEAD CMPDS	0	720	0	0	0	

Facility	County	Chemical	Fugitive Air (Pounds)	Stack Air (Pounds)	Land (Pounds)	POTW (Pounds)	Water (Pounds)	Waterway Impacted
GILMAN BUILDING PROD - BLACKSHEAR	PIERCE	LEAD CMPDS	0	736	0	0	0	
GILMAN BUILDING PROD - FITZGERALD	BEN HILL	LEAD CMPDS	0	770	0	0	0	
KENNAMETAL INC.	COLUMBIA	LEAD CMPDS	0	0	0	0.07	0	
PHOTOCIRCUITS CORPORATION	FAYETTE	LEAD CMPDS	0	0	0	0.52	0	
ROPER CORPORATION	WALKER	LEAD CMPDS	0	0	0	1	2	UNNAMED STREAM
PRATT & WHITNEY	MUSCOGEE	LEAD CMPDS	0	0	0	2	0	
PHOTOCIRCUITS CORPORATION	FAYETTE	LEAD CMPDS	0	0	0	2	0	
U. S. BATTERY - EVANS	COLUMBIA	LEAD CMPDS	0	0	0	10	0	
U. S. BATTERY - AUGUSTA	RICHMOND	LEAD CMPDS	0	0	0	10	0	
MONROE AUTO EQUIPMENT	HART	LEAD CMPDS	0	0	0	15	0	
SIMPLICITY MANUFACTURING	HENRY	LEAD CMPDS	0	0	0	3	0	
BEAULIEU FIBERS-PLANT 20	WHITFIELD	LEAD CMPDS	0	0	0	6	0	
REXAM BEVERAGE CAN CO	CLAYTON	LEAD CMPDS	0	0	0	7	0	
BEAULIEU FAIBERS-APC	WHITFIELD	LEAD CMPDS	0	0	0	7	0	
AJAY NORTH AMERICA, LLC.	COBB	LEAD CMPDS	0	0	0	0	0.4	NOSES CREEK
FOLKSTON-BHA GROUP, INC.	CHARLTON	LEAD CMPDS	0	0	0	0	5	SPANISH CREEK
NEW NGC - GARDEN CITY	CHATHAM	LEAD CMPDS	0	0	0	0	0.2	DUNDEE CANAL
PROCTER & GAMBLE MANUFACTURING	RICHMOND	LEAD CMPDS	0	0	0	0.052	0	
HARRIS CALORIFIC, INC	HALL	LEAD CMPDS	0	0	1	0.5	0	
LANGBOARD OSB	BROOKS	LEAD CMPDS	0	1	2	0	0	
U.S. DOD ARMY, FT BENNING INF CTR	CHATTAHOOCHEE	LEAD CMPDS	0	0	4	0	0	
EBAA IRON INC	CRISP	LEAD CMPDS	4	2	7	0	3	LAKE BLACKSHEAR
GEORGIA-PACIFIC PANELBOARD	JASPER	LEAD CMPDS	0	0	7	0	0	
ATCO RUBBER PRODUCTS, INC	BARTOW	LEAD CMPDS	1	0	8	0	0	
RAYONIER PERFORMANCE FIBERS	WAYNE	LEAD CMPDS	0	48	17	0	450	ALTAMAHA RIVER
INTERSTATE PAPER LLC	LIBERTY	LEAD CMPDS	0	24	18	0	0	
CARAUSTAR MILL GROUP	COBB	LEAD CMPDS	0	9	18	0	0	
BEKAERT STEEL	FLOYD	LEAD CMPDS	1	360	18	4	93	SILVER CREEK
FLORIDA TILE INDUSTRIES, INC.	FLOYD	LEAD CMPDS	0	0	58	0	0	
GRAPHIC PACKAGING	BIBB	LEAD CMPDS	0	160	60	400	0	
SP NEWSPRINT CO.	LAURENS	LEAD CMPDS	0	57	70	0	15	OCONEE RIVER
GEORGIA-PACIFIC WARM SPRINGS	MERIWETHER	LEAD CMPDS	0	44	135	0	0	
BRUNSWICK CELLULOSE, INC.	GLYNN	LEAD CMPDS	0	80	135	0	0	
PACKAGING CORP	LOWNDES	LEAD CMPDS	0	127	144	0	37	WITHLACOOCHEE RIVER
S.I. STOREY LUMBER	FLOYD	LEAD CMPDS	0	0	150	0	0	
KRAFT ELECTRIC GEN PLANT	CHATHAM	LEAD CMPDS	0	78	253	0	0	
NORBORD GEORGIA INC.	CRISP	LEAD CMPDS	0	5	668	0	0	
GEORGIA-PACIFIC PLYWOOD	JASPER	LEAD CMPDS	0	49	680	0	0	

Facility	County	Chemical	Fugitive Air (Pounds)	Stack Air (Pounds)	Land (Pounds)	POTW (Pounds)	Water (Pounds)	Waterway Impacted
GEORGIA-PACIFIC - MADISON	MORGAN	LEAD CMPDS	0	10	782	0	0	
MOUNT VERNON MILLS	CHATTOOGA	LEAD CMPDS	0	14	806	0	0	
TOWNSEND BOMBING RANGE	MCINTOSH	LEAD CMPDS	0	0	1120	0	0	
EXIDE TECHNOLOGIES	MUSCOGEE	LEAD CMPDS	24	166	1870	2	48	BULL CREEK
MCINTOSH ELECTRIC GEN PLANT	EFFINGHAM	LEAD CMPDS	0	53	2104	0	0	
FORT JAMES -SAVANNAH	EFFINGHAM	LEAD CMPDS	0	16	2500	0	31	SAVANNAH RIVER
WEYERHAEUSER - OGLETHORPE	MACON	LEAD CMPDS	0	237	2712	0	41	FLINT RIVER
MITCHELL ELECTRIC GEN PLANT	DOUGHERTY	LEAD CMPDS	0	44	3865	0	0	
U.S. DOD USAF MOODY	LOWNDES	LEAD CMPDS	0	0	4214	0	0	
TRONOX PIGMENTS	CHATHAM	LEAD CMPDS	0	0	6016	0	39	SAVANNAH RIVER
GREAT SOUTHERN PAPER	EARLY	LEAD CMPDS	0	240	7160	0	210	CHATTAHOOCHEE RIVER
INTERNATIONAL PAPER - AUGUSTA	RICHMOND	LEAD CMPDS	0	239	8185	0	252	SAVANNAH RIVER
TEMPLE-INLAND LINERBOARD	FLOYD	LEAD CMPDS	0	172	8810	0	184	COOSA RIVER
MCDONOUGH/ATKINSON ELECTRIC GEN PLANT	COBB	LEAD CMPDS	0	439	22988	0	0	
HAMMOND ELECTRIC GEN PLANT	FLOYD	LEAD CMPDS	0	330	31417	0	0	
SCHERER ELECTRIC GEN PLANT	MONROE	LEAD CMPDS	0	562	35938	0	159	OCMULGEE RIVER
US DOD FORT STEWART - FIRING RANGES	LIBERTY	LEAD CMPDS	138	0	45664	0	0	
YATES ELECTRIC GEN PLANT	COWETA	LEAD CMPDS	0	564	56623	0	0	
BOWEN ELECTRIC GEN PLANT	BARTOW	LEAD CMPDS	0	2887	61558	0	0	
BRANCH ELECTRIC GEN PLANT	PUTNAM	LEAD CMPDS	0	1211	66080	0	0	
WANSLEY ELECTRIC GEN PLANT	HEARD	LEAD CMPDS	0	1409	98855	0	0	
U.S. DOD ARMY RANGE FACILITY FT BENNING	CHATTAHOOCHEE	LEAD CMPDS	0	0	152016	0	0	
CEMEX SOUTHEAST, LLC	HOUSTON	MERCURY CMPDS	0	17	0	0	0	
GRAPHIC PACKAGING	BIBB	MERCURY CMPDS	0	21	0	6	0	
R. J. REYNOLDS	BIBB	MERCURY CMPDS	0	10	0	0	0	
SHAW INDUSTRIES 15X	BARTOW	MERCURY CMPDS	1	0	0	2	0	
OLIN CORPORATION	RICHMOND	MERCURY CMPDS	563	261	0	0	11	SAVANNAH RIVER
PCS NITROGEN FERTILIZER	RICHMOND	MERCURY CMPDS	0	2	0	0	0.9	SAVANNAH RIVER
PROCTER & GAMBLE PAPER PROD	DOUGHERTY	MERCURY CMPDS	0	2	0	0.18	0	
MILLER BREWERIES	DOUGHERTY	MERCURY CMPDS	0	2	0	0	0	
RAYONIER PERFORMANCE FIBERS	WAYNE	MERCURY CMPDS	0	15	0	0	18	ALTAMAHA RIVER
EBAA IRON INC	CRISP	MERCURY CMPDS	0	0	0	0	0	
KRAFT ELECTRIC GEN PLANT	CHATHAM	MERCURY CMPDS	0	46	1	0	0	

Facility	County	Chemical	Fugitive Air (Pounds)	Stack Air (Pounds)	Land (Pounds)	POTW (Pounds)	Water (Pounds)	Waterway Impacted
BRUNSWICK CELLULOSE, INC.	GLYNN	MERCURY CMPDS	0	8	1	0	2	TURTLE RIVER
SP NEWSPRINT CO.	LAURENS	MERCURY CMPDS	0	21	3	0	0	
MCINTOSH ELECTRIC GEN PLANT	EFFINGHAM	MERCURY CMPDS	0	22	4	0	0	
MITCHELL ELECTRIC GEN PLANT	DOUGHERTY	MERCURY CMPDS	0	29	11	0	0	
FORT JAMES -SAVANNAH	EFFINGHAM	MERCURY CMPDS	0	7	17	0	0.2	SAVANNAH RIVER
TEMPLE-INLAND LINERBOARD	FLOYD	MERCURY CMPDS	0	243	25	0	0.5	COOSA RIVER
INTERNATIONAL PAPER - AUGUSTA	RICHMOND	MERCURY CMPDS	0	42	35	0	1	SAVANNAH RIVER
MCDONOUGH/ATKINSON ELECTRIC GEN PLANT	COBB	MERCURY CMPDS	0	116	40	0	0	
GREAT SOUTHERN PAPER	EARLY	MERCURY CMPDS	0	47	42	0	0	
HAMMOND ELECTRIC GEN PLANT	FLOYD	MERCURY CMPDS	0	164	101	0	0	
YATES ELECTRIC GEN PLANT	COWETA	MERCURY CMPDS	0	398	174	0	0	
BOWEN ELECTRIC GEN PLANT	BARTOW	MERCURY CMPDS	0	967	216	0	0	
SCHERER ELECTRIC GEN PLANT	MONROE	MERCURY CMPDS	0	1662	236	0	0	
WANSLEY ELECTRIC GEN PLANT	HEARD	MERCURY CMPDS	0	452	271	0	0	
BRANCH ELECTRIC GEN PLANT	PUTNAM	MERCURY CMPDS	0	424	292	0	0	
SHERWIN-WILLIAMS CO	CLAYTON	POLYCYCLIC AROMATIC CMPDS	0	0	0	1	0	
ATLANTIC WOOD IND. INC.	CHATHAM	POLYCYCLIC AROMATIC CMPDS	0	1	0	0	0	
BRUNSWICK CELLULOSE, INC.	GLYNN	POLYCYCLIC AROMATIC CMPDS	0	217	0	0	20	TURTLE RIVER
INTERFACE FLOORING	TROUP	POLYCYCLIC AROMATIC CMPDS	0	337	0	0	0	
ATLAS ROOFING - HAMPTON	HENRY	POLYCYCLIC AROMATIC CMPDS	0	1	0	0	0	
RABUN APPAREL, INC.	RABUN	POLYCYCLIC AROMATIC CMPDS	0	1	0	0	0	
BRANCH ELECTRIC GEN PLANT	PUTNAM	POLYCYCLIC AROMATIC CMPDS	0	4	0	0	0	
COOPER TIRE & RUBBER COMPANY	DOUGHERTY	POLYCYCLIC AROMATIC CMPDS	6	1	0	0	0	
DSM CHEMICALS	RICHMOND	POLYCYCLIC AROMATIC CMPDS	0	0	0	0	33	SAVANNAH RIVER
B&M WOOD PRODUCTS INC	WARE	POLYCYCLIC AROMATIC CMPDS	0	1	0	0	0	
WEYERHAEUSER - PT WENTWORTH	CHATHAM	POLYCYCLIC AROMATIC CMPDS	0	104	0	0	9	SAVANNAH RIVER

Facility	County	Chemical	Fugitive Air (Pounds)	Stack Air (Pounds)	Land (Pounds)	POTW (Pounds)	Water (Pounds)	Waterway Impacted
GOODYEAR TIRE & RUBBER COMPANY	WALTON	POLYCYCLIC AROMATIC CMPDS	0	3	0	0	0	
OWENS CORNING	CHATHAM	POLYCYCLIC AROMATIC CMPDS	0	4	0	0	0	
YATES BLEACHERY COMPANY	WALKER	POLYCYCLIC AROMATIC CMPDS	0	4	0	0	0	
OWENS CORNING	FULTON	POLYCYCLIC AROMATIC CMPDS	0	4	0	0	0	
WEYERHAEUSER - OGLETHORPE	MACON	POLYCYCLIC AROMATIC CMPDS	0	107	3	0	6	FLINT RIVER
GREAT SOUTHERN PAPER	EARLY	POLYCYCLIC AROMATIC CMPDS	0	157	6	0	3	CHATTAHOOCHEE RIVER
INTERNATIONAL PAPER - AUGUSTA	RICHMOND	POLYCYCLIC AROMATIC CMPDS	0	238	7	0	13	SAVANNAH RIVER
INTERSTATE PAPER LLC	LIBERTY	POLYCYCLIC AROMATIC CMPDS	0	40	14	0	0	
RAYONIER PERFORMANCE FIBERS	WAYNE	POLYCYCLIC AROMATIC CMPDS	0	230	16	0	0	
PACKAGING CORP	LOWNDES	POLYCYCLIC AROMATIC CMPDS	0	240	17	0	10	WITHLACOOCHEE RIVER
TEMPLE-INLAND LINERBOARD	FLOYD	POLYCYCLIC AROMATIC CMPDS	0	138	117	0	10	COOSA RIVER

## Chemical Release Data



Table 21 lists the top ten chemicals released in 2005.

Table 21 Top Ten Chemicals Released 2005

<b>Chemical</b>	<b>Top Ten Total (Pounds)</b>
HYDROCHLORIC ACID	41,639,470
METHANOL	15,180,939
BARIUM CMPDS	9,698,289
NITRATE CMPDS	9,250,935
AMMONIA	7,858,616
HYDROGEN FLUORIDE	5,976,457
SULFURIC ACID	5,948,891
MANGANESE CMPDS	4,044,418
STYRENE	3,489,563
VANADIUM COMPOUNDS	2,602,007

The most remarkable change from the 2004 report is the significant drop in ammonia releases. In 2004, the pounds of ammonia released was 10,780,692, dropping over two million pounds for the 2005 report.

## County Release Data



The following table is a county-by-county breakdown of all the facilities that submitted a Toxic Release Inventory Report to Georgia. It does not include chemical data; such a compilation would be much too vast for the scope of this report. It does include the subtotals for each category, per facility, separated by facility and county. Occasionally a facility will have more than one site within one county, if the reader sees such a case, it is not a mistake. Again, if a county is not listed within this table, no facility within that county reported TRI information to EPD.

County	Facility Name	Fugitive A	Stack Air	Land	POTW	Accidents	Transfers	Water
APPLING	AKZO NOBEL INK & ADHESIVES	548	3,724	0	71	0	0	0
	RAYONIER WOOD PROD - BAXLEY	42,497	0	0	0	0	0	0
<b>Totals:</b>		<b>43,045</b>	<b>3,724</b>	<b>0</b>	<b>71</b>	<b>0</b>	<b>0</b>	<b>0</b>
ATKINSON	FLEETWOOD HOMES #35-2	0	0	0	0	0	0	0
	FLEETWOOD HOMES #34-2	0	0	0	0	0	0	0
	WHITTLEY USA	5,662	0	0	0	0	0	0
<b>Totals:</b>		<b>5,662</b>	<b>0</b>	<b>0</b>	<b>0</b>	<b>0</b>	<b>0</b>	<b>0</b>
BACON	AMERICAN PROTEINS	265	0	2,381	0	0	0	0
	D.L.LEE & SONS	7,200	0	0	0	0	0	0
	FLEETWOOD HOMES #75	0	0	0	0	0	0	0
	MILLIKEN - ALMA PLANT	0	0	0	0	0	0	0
<b>Totals:</b>		<b>7,465</b>	<b>0</b>	<b>2,381</b>	<b>0</b>	<b>0</b>	<b>0</b>	<b>0</b>
BALDWIN	RHEEM MANUFACTURING	200,000	0	0	10	0	0	0
	VOUGHT AIRCRAFT	27,095	0	0	0	0	0	0
<b>Totals:</b>		<b>227,095</b>	<b>0</b>	<b>0</b>	<b>10</b>	<b>0</b>	<b>0</b>	<b>0</b>
BANKS	ORICA USA, INC. - HOMER, GA	0	0	0	0	0	0	0
<b>Totals:</b>		<b>0</b>	<b>0</b>	<b>0</b>	<b>0</b>	<b>0</b>	<b>0</b>	<b>0</b>
BARROW	HARRISON POULTRY - BETHLEHEM	41,497	0	19,253	0	0	0	509
	HARRISON POULTRY- WINDER	0	0	0	0	0	0	0
	JOHNS MANVILLE	0	5	0	0	0	11,220	0
	LAFARGE WINDER	0	0	0	0	0	0	0
	RHODIA INC.	6,702	6,880	0	2,247	0	0	0
	STEPAN COMPANY	615	173	0	0	0	0	0
<b>Totals:</b>		<b>48,814</b>	<b>7,058</b>	<b>19,253</b>	<b>2,247</b>	<b>0</b>	<b>11,220</b>	<b>509</b>
BARTOW	AMPACET CORPORATION	0	1	0	2	0	450	0
	ANHEUSER-BUSCH	15,246	19,624	0	20,965	19,548	9,058	0
	ATCO RUBBER PRODUCTS, INC	3	0	8	0	8	15,184	0
	BOWEN ELECTRIC GEN PLANT	30,000	18,584,745	1,814,073	0	0	145	14,158
	CHEMICAL PRODS. CORP.	678	10,664	0	0	0	413	28,029
	DEGUSSA CONSTRUCTION CHEM	0	0	0	0	0	0	0

County	Facility Name	Fugitive A	Stack Air	Land	POTW	Accidents	Transfers	Water
BARTOW	ENFORCER PRODUCTS, INC.	0	26	0	0	0	0	0
	GERDAU AMERISTEEL	35,749	50,361	0	0	0	0	0
	INNOVATIVE CHEMICAL TECH	0	0	0	0	0	0	0
	LG CHEMICAL	3,399	1,999	0	0	0	0	0
	MARCHEM SOUTHEAST INC	0	0	0	0	0	0	0
	MORGAN CORPORATION	54,666	0	0	0	0	0	0
	PANDEL, INC.	0	1	0	0	0	513	0
	POLYGRAD INC. ACWORTH	499	0	0	0	0	0	0
	RESOURCE INNOVATIONS, INC.	253	127	0	0	0	0	0
	SHAW INDUSTRIES 15X	1	0	0	2	0	8	0
	SOUTHERN COLOR NA, INC	10	10	0	0	0	999	0
	TRINITY INDUSTRIES # 493	2,840	33	0	0	0	35,122	1,497
	TYSON FOODS FEEDMILL	1,455	0	0	0	0	0	0
W. R. MEADOWS OF GEORGIA	26550	11220	0	0	0	0	0	
<b>Totals:</b>		<b>171,348</b>	<b>18,678,812</b>	<b>1,814,081</b>	<b>20,969</b>	<b>19,556</b>	<b>61,892</b>	<b>43,684</b>
BEN HILL	DELPHI ENERGY & CHASSIS - FITZGERALD	0	8,428	0	1	0	628	12
	EATON CORPORATION	0	0	0	0	0	0	0
	GILMAN BUILDING PROD - FITZGERALD	0	770	0	0	0	0	0
	HAULMARK INDUSTRIES, INC	16	0	0	0	0	3	0
	LIPPERT COMPONENTS # 16	21	0	0	0	0	550	0
<b>Totals:</b>		<b>37</b>	<b>9,198</b>	<b>0</b>	<b>1</b>	<b>0</b>	<b>1,181</b>	<b>12</b>
BERRIEN	CHAPARRAL BOATS, INC.	0	573,707	0	0	0	0	0
<b>Totals:</b>		<b>0</b>	<b>573,707</b>	<b>0</b>	<b>0</b>	<b>0</b>	<b>0</b>	<b>0</b>
BIBB	ANDERSON CHEMICAL	0	0	0	0	0	0	0
	ARMSTRONG WORLD	8,429	119,105	0	0	0	17	0
	CHEROKEE BRICK & TILE	0	371,560	0	0	0	0	0
	CONAGRA FOODS	0	0	0	0	0	0	0
	GRAPHIC PACKAGING	223,300	760,412	52,960	70,686	0	20,317	0
	HERCULES - MACON	0	0	0	0	0	0	0
	KEEBLER COMPANY	2,788	52,979	0	0	0	0	0
	LAFARGE ROFF AVENUE	0	0	0	0	0	0	0
	R. J. REYNOLDS	15,000	83,025	0	591	0	1,265	0
TRANE	92	0	0	0	0	20	0	

County	Facility Name	Fugitive A	Stack Air	Land	POTW	Accidents	Transfers	Water
BIBB	YKK - CHESTNEY RD	0	0	0	10	0	77	0
	YKK - MACON	998	1,996	0	101,046	0	17,760	0
<b>Totals:</b>		<b>250,607</b>	<b>1,389,076</b>	<b>52,960</b>	<b>172,333</b>	<b>0</b>	<b>39,456</b>	<b>0</b>
BRANTLEY	VARN WOOD PRESERVING, LLC	0	0	0	0	0	0	0
<b>Totals:</b>		<b>0</b>	<b>0</b>	<b>0</b>	<b>0</b>	<b>0</b>	<b>0</b>	<b>0</b>
BROOKS	LANGBOARD OSB	0	55,215	2	0	0	414	0
<b>Totals:</b>		<b>0</b>	<b>55,215</b>	<b>2</b>	<b>0</b>	<b>0</b>	<b>414</b>	<b>0</b>
BRYAN	HOBART PLANT #56	30	30	0	1	0	0	0
<b>Totals:</b>		<b>30</b>	<b>30</b>	<b>0</b>	<b>1</b>	<b>0</b>	<b>0</b>	<b>0</b>
BULLOCH	GREAT SOUTHERN WOOD STATESBORO	0	0	0	0	0	0	0
	LOXGREEN COMPANY INC	254	0	0	0	0	3,206	0
	W. M. SHEPPARD LUMBER	50	0	0	0	0	0	0
<b>Totals:</b>		<b>304</b>	<b>0</b>	<b>0</b>	<b>0</b>	<b>0</b>	<b>3,206</b>	<b>0</b>
BURKE	CUMMINS FILTRATION - WAYNESBORO	0	1	0	0	0	0	0
	FIAMM TECHNOLOGIES, INC.	0	35	0	0.2299	0	684	0
	SOUTHERN NUCLEAR - WILSON/VOGTLE	0	0	0	0	0	0	0
<b>Totals:</b>		<b>0</b>	<b>36</b>	<b>0</b>	<b>0</b>	<b>0</b>	<b>684</b>	<b>0</b>
CALHOUN	KOBELCO MACHINERY	208	1,869	0	0	287	0	0
<b>Totals:</b>		<b>208</b>	<b>1,869</b>	<b>0</b>	<b>0</b>	<b>287</b>	<b>0</b>	<b>0</b>
CAMDEN	BAYER CROPSCIENCE	3,106	130,917	24	0	0	0	0
	KINGS BAY NAVAL BASE	11,651	0	27,075	0	0	0	36,489
<b>Totals:</b>		<b>14,757</b>	<b>130,917</b>	<b>27,099</b>	<b>0</b>	<b>0</b>	<b>0</b>	<b>36,489</b>
CARROLL	CARLISLE TIRE & WHEEL COMPANY	112	0	0	0	0	759	0
	DECOSTAR INDUSTRIES, INC.	30	30	2,370	0	49,730	0	0
	GOLD KIST CARROLLTON	0	0	0	0	0	0	0
	HOUGHTON INTERNATIONAL INC	0	0	0	0	0	0	0
	MCNEILUS TRUCK & MFG	30	0	0	0	0	0	0

County	Facility Name	Fugitive A	Stack Air	Land	POTW	Accidents	Transfers	Water
CARROLL	MCNEILUS TRUCK SALES/SERVICE CTR	2,700	89	0	0	0	0	0
	RAVEN WIRE AND CABLE, INC.	0	0	0	0	0	0	0
	SOUTHWIRE COMPANY	255	4,568	0	576	66	435,621	128.0
<b>Totals:</b>		<b>3,127</b>	<b>4,687</b>	<b>2,370</b>	<b>576</b>	<b>49,796</b>	<b>436,380</b>	<b>128</b>
CATOOSA	BABB LUMBER CO., INC	0	0	0	0	0	499	499
	SHAW INDUSTRIES - DX	0	0	0	0	0	0	0
<b>Totals:</b>		<b>0</b>	<b>0</b>	<b>0</b>	<b>0</b>	<b>0</b>	<b>499</b>	<b>499</b>
CHARLTON	FOLKSTON-BHA GROUP, INC.	37	0	0	0	0	40	45
	INTERNATIONAL PAPER-FOLKSTON	0	30	0	0	0	0	0
<b>Totals:</b>		<b>37</b>	<b>30</b>	<b>0</b>	<b>0</b>	<b>0</b>	<b>40</b>	<b>45</b>
CHATHAM	ASHLAND DISTRIBUTION - SAVANNAH	624	1,699	0	0	0	0	0
	ATLANTIC WOOD IND. INC.	0	1	0	0	8	0	10
	BUILDING MATERIALS MFG. CORP.	0	0	0	0	0	894	0
	CITGO ASPHALT REFINING	0	23,589	0	0	0	0	6,166
	CONOCOPHILLIPS	0	0	0	2	0	0	527
	EMD CHEMICALS INC.	20	10	0	0	0	0	181,590
	ENGELHARD - SAVANNAH	499	190,000	0	0	0	0	505,683
	FUJI VEGETABLE OIL, INC	10		0	53	0	260	3
	GEORGIA-PACIFIC - SAVANNAH	726	72	0	0	0	0	17
	GEORGIA-PACIFIC RESINS, INC.	479	16,271	0	0	0	79	16
	GREAT DANE TRAILERS	5,815	19,866	0	0	0	1,991	0
	GULFSTREAM AEROSPACE CORPORATION	3,892	2,697	0	0	0	0	0
	HANSON PIPE & PRODUCTS - SAVANNAH	0	1	0	0	0	0	0
	HERCULES - SAVANNAH	2,788	68	0	1,156	0	0	0
	INTERCAT-SAVANNAH, INC.	1,397	117,652	0	16,644	0	1,958	310
	JCB, INC.	1,040	0	0	499	0	153	0
	KRAFT ELECTRIC GEN PLANT	0	320,204	31,253	0	0	0	83
LAFARGE POOLER	0	0	0	0	0	0	0	
LAFARGE STILES AVENUE	0	0	0	0	0	0	0	
NATROCHEM, INC.	0	0	0	0	0	0	0	
NEW NGC - GARDEN CITY	0	1	0	0	0	0	0	
OWENS CORNING	0	4	0	0	0	0	6,305	

County	Facility Name	Fugitive A	Stack Air	Land	POTW	Accidents	Transfers	Water
CHATHAM	SAVANNAH MARBLE COMPANY	11,874	0	0	0	1	0	0
	SEMMATERIALS - GARDEN CITY	0	0	0	0	0	0	0
	SHEAROUSE LUMBER	0	0	0	0	0	0	0
	SOUTHERN STATES PHOSPHATE	3,409	5,460	0	0	0	0	0
	TRONOX PIGMENTS	26,331	233,991	1,418,074	0	0	0	474,959
	WEYERHAEUSER - PT WENTWORTH	34,331	435,164	0	0	46	0	104,953
<b>Totals:</b>		<b>93,234</b>	<b>1,366,750</b>	<b>1,449,327</b>	<b>18,354</b>	<b>55</b>	<b>11,640</b>	<b>1,274,317</b>
CHATTAHOOCHEE	U.S. DOD ARMY RANGE FACILITY FT BENNING	430	0	371,509	0	0	0	0
	U.S. DOD ARMY, FT BENNING INF CTR	232	0	254	0	0	0	250
<b>Totals:</b>		<b>662</b>	<b>0</b>	<b>371,763</b>	<b>0</b>	<b>0</b>	<b>0</b>	<b>250</b>
CHATTOOGA	BEST MANUFACTURING	1,890	35,906	0	0	0	4,060	0
	MOUNT VERNON MILLS	20,534	3,037	161,304	394,792	0	0	30
<b>Totals:</b>		<b>22,424</b>	<b>38,943</b>	<b>161,304</b>	<b>394,792</b>	<b>0</b>	<b>4,060</b>	<b>30</b>
CHEROKEE	AEROSOL PACKAGING, LLC	0	0	0	0	0	505,869	0
	CHART INDUSTRIES, INC	68	6	0	0	0	128	281
	GOLD KIST BY-PRODUCTS PLANT	0	0	0	0	0	0	3,556
	HILL AND SONS	0	0	0	0	0	0	0
	INTERNATIONAL MARBLE	3,049	35,027	0	0	0	0	0
	INTERNATIONAL THERMOCAST	1,223	49,350	0	0	0	0	0
	ISOTEC INTERNATIONAL	10	0	0	0	0	3	0
	JD'S GLASSWORKS, INC	0	0	0	0	0	0	0
	LAFARGE CANTON	0	0	0	0	0	0	0
	PILGRIM'S PRIDE - CANTON	0	0	605	0	0	605	76,282
TIMKEN - BALL GROUND	0	0	0	0	0	0	0	
UNIVERSAL ALLOY CORPORATION	0	0	0	0	0	0	0	
<b>Totals:</b>		<b>4,350</b>	<b>84,383</b>	<b>605</b>	<b>0</b>	<b>0</b>	<b>506,605</b>	<b>80,119</b>
CLARKE	CARRIER TRANSICOLD	3	0	0	0	0	0	0
	CERTAINTED - ATHENS	23,583	337,552	0	0	0	77,513	0
	HANSON PIPE & PRODUCTS - ATHENS	0	0	0	0	0	0	0
	J & J CHEMICAL CO	0	0	0	183	0	0	0
	LAFARGE ATHENS	0	0	0	0	0	0	0
	MERIAL LIMITED	0	0	0	0	0	2	0

County	Facility Name	Fugitive A	Stack Air	Land	POTW	Accidents	Transfers	Water
CLARKE	NORAMCO, INC.	11,486	11,394	0	0	0	0	0
	OLIVER RUBBER COMPANY	499	499	0	10	0	28,015	499
	PILGRIM'S PRIDE - ATHENS	0	0	0	0	0	0	0
	POWER PARTNERS, INC.	10	4,081	0	3,960	5	0	0
	ROCKWELL AUTOMATION	350	0	0	0	0	0	0
<b>Totals:</b>		<b>35,931</b>	<b>353,527</b>	<b>0</b>	<b>4,153</b>	<b>5</b>	<b>105,530</b>	<b>499</b>
CLAY	ARMY CORPS OF ENGINEERS W F GEORGE LAKE	0	0	0	0	0	0	0
<b>Totals:</b>		<b>0</b>	<b>0</b>	<b>0</b>	<b>0</b>	<b>0</b>	<b>0</b>	<b>0</b>
CLAYTON	ABC COMPOUNDING CO., INC	10	999	0	0	0	999	10
	BOSSE CONCRETE PRODUCTS	0	0	0	0	0	0	0
	CLOROX PRODUCTS	47	8	0	1,530	0	0	0
	FILET OF CHICKEN	2,000	0	0	0	0	0	0
	GRIFFIN INDUSTRIES, INC	0	0	0	0	0	0	0
	HEXION SPECIALTY - FOREST PARK	3,388	12,473	0	14	0	2,030	0
	MATHESON TRI-GAS, INC.	10	10	0	10	0	0	0
	REXAM BEVERAGE CAN CO	55,056	311,996	0	21	0	30	0
	SHERWIN-WILLIAMS CO	6,692	17,044	0	27,631	0	17,277	0
	SYNMAR INC	0	0	0	0	0	0	0
<b>Totals:</b>		<b>67,203</b>	<b>342,530</b>	<b>0</b>	<b>29,206</b>	<b>0</b>	<b>20,336</b>	<b>10</b>
CLINCH	BWAY MANUFACTURING, INC	41,897	22,696	0	0	0	0	0
<b>Totals:</b>		<b>41,897</b>	<b>22,696</b>	<b>0</b>	<b>0</b>	<b>0</b>	<b>0</b>	<b>0</b>
COBB	AJAY NORTH AMERICA, LLC.	40	60	0	20	0	10	20
	AMREP INC.	6,113	0	0	0	0	0	0
	APOLLO INDUSTRIES	0	0	0	0	0	0	0
	ATLANTA	1,560	0	0	0	0	0	0
	AUTOMATED LOGIC	0	1	0	0	0	0	0
	BORAL BRICKS - ATLANTA	0	219,921	0	0	0	0	0
	BRENNTAG KENNESAW	0	0	0	0	0	0	0
	CARAUSTAR MILL GROUP	0	50,144	18	0	0	54	0
	DOW CHEMICAL COMPANY	9,838	183,516	0	0	0	0	0
	DUPONT ATLANTA WAREHOUSE	0	0	0	0	0	19	0
	EATON ELECTRICAL	0	0	0	0	0	26	0

County	Facility Name	Fugitive A	Stack Air	Land	POTW	Accidents	Transfers	Water
COBB	FIRST AMERICAN RESOURCES	11	11,458	0	0	0	342	0
	HARCROS CHEMICALS INC	0	0	0	0	0	0	0
	ITW CHEMTRONICS	1,009	282	0	1	0	0	0
	KEMIRA - MARIETTA	4,504	529	0	509	0	0	0
	LAFARGE KENNESAW	0	0	0	0	0	0	0
	LAFARGE MARIETTA	0	0	0	0	0	0	0
	LAFARGE SMYRNA	0	0	0	0	0	0	0
	LEEMAN ARCHITECTURAL WOODWORK	0	60	0	0	0	0	0
	LYNX CHEMICAL - SMYRNA	50	2,626	0	9,469	25	0	1
	MARATHON PETROLEUM - POWDER SPRINGS	2,495	3,515	0	0	0	1	0
	MCDONOUGH/ATKINSON ELECTRIC GEN PLANT	0	1,396,505	593,028	0	0	99	3,354
	METAL COATERS OF GEORGIA	246	17,268	0	1	0	740	0
	POLYONE CORPORATION	20	0	0	0	0	2,497	20
	STERIGENICS US, LLC	139	2,791	0	0	9	0	0
	SUPERIOR ESSEX COMMUNICATIONS	0	0	0	0	0	0	0
	U.S. AIR FORCE PLANT 6 - LOCKHEED MARTIN	2,450	22,000	0	0	0	643	140,110
	U.S. DOD AIR FORCE PLANT NO. 6	2,450	22,000	0	0	0	643	140,110
	U.S. DOD USAF DOBBINS	0	0	0	0	0	0	0
	U.S. NAVAL AIR STATION ATLANTA	10	0	0	0	0	3	0
	US ELASTOMER	0	0	0	0	0	0	0
<b>Totals:</b>		<b>30,935</b>	<b>1,932,676</b>	<b>593,046</b>	<b>10,000</b>	<b>34</b>	<b>5,077</b>	<b>283,616</b>
COFFEE	ELIXIR INDUSTRIES	0	0	0	0	0	0	0
	FLEETWOOD HOMES #07	0	0	0	0	0	0	0
	GOLD KIST AMBROSE FEED MILL	0	0	0	0	0	0	0
	MARCRAFT, INC.	5,595	19,682	0	0	0	0	0
	MARINE MANUFACTURING, INC.	96,053	0	0	0	0	0	0
	OPTIMA CHEMICAL GROUP LLC	998	509	0	0	0	0	0
	PCC AIRFOILS LLC	444	4	0	126	0	2,578	3
	WAYNE FARMS - DOUGLAS	0	0	0	212,551	0	0	88
<b>Totals:</b>		<b>103,090</b>	<b>20,195</b>	<b>0</b>	<b>212,677</b>	<b>0</b>	<b>2,578</b>	<b>91</b>
COLQUITT	BEADLES LUMBER	43	0	0	0	0	0	0
	HUBBELL DIE CASTING	0	253	0	4	0	0	0
	PCS JOINT VENTURE	764	2,260	0	0	0	0	0
	SANDERSON FARMS	0	0	0	0	0	0	0

County	Facility Name	Fugitive A	Stack Air	Land	POTW	Accidents	Transfers	Water
COLQUITT	UNIVERSAL FOREST PROD	0	0	0	0	0	0	0
<b>Totals:</b>		<b>807</b>	<b>2,513</b>	<b>0</b>	<b>4</b>	<b>0</b>	<b>0</b>	<b>0</b>
COLUMBIA	CLUB CAR, INC	0	2	6	0	0	0	432
	CREATIVE MARBLE INC.	257	1,027	0	0	0	0	0
	JOHN DEERE COMMERCIAL	0	0	21	55	0	185	21
	KENNAMETAL INC.	499	1,825	0	11	0	26,410	0
	QUEBECOR WORLD KRI, INC.	1,051,834	130,002	0	0	0	0	0
	U. S. BATTERY - EVANS	0	0	0	10	0	0	0
<b>Totals:</b>		<b>1,052,590</b>	<b>132,856</b>	<b>27</b>	<b>76</b>	<b>0</b>	<b>26,595</b>	<b>453</b>
COOK	MICROFLO COMPANY	2,652	1,525	0	0	0	980	0
	SIERRAPINE	998	32,898	0	25	0	0	10
<b>Totals:</b>		<b>3,650</b>	<b>34,423</b>	<b>0</b>	<b>25</b>	<b>0</b>	<b>980</b>	<b>10</b>
COWETA	BON L MANUFACTURING	8,071	104,070	0	0	0	589,128	223,721
	CALDWELL TANKS - BROAD ST	1,480	5,922	0	0	0	8,631	0
	CALDWELL TANKS - LOWER FAYETTEVILLE	0	0	0	0	0	0	0
	KASON INDUSTRIES	0	0	0	1	0	1,711	0
	LAFARGE NEWNANT	0	0	0	0	0	0	0
	PREMIER FOAM, INC.	0	12,697	0	0	0	0	0
	YAMAHA MOTOR MFG	7	69	0	0	0	0	0
	YATES ELECTRIC GEN PLANT	7,600	3,334,502	1,888,297	0	0	0	29,070
<b>Totals:</b>		<b>17,158</b>	<b>3,457,260</b>	<b>1,888,297</b>	<b>1</b>	<b>0</b>	<b>599,470</b>	<b>252,791</b>
CRISP	ADM ALLIANCE NUTRITION	0	0	0	0	0	0	0
	DREXEL CHEMICAL	70	71	1,814	0	0	0	90
	EBAA IRON INC	4	2	7	0	0	125	3
	HELENA CHEMICAL CO.	403	666	0	0	0	51	0
	LASCO BATHWARE	68,760	618,840	0	0	0	0	0
	MARVAIR	0	0	0	0	0	0	0
	NORBORD GEORGIA INC.	0	374,022	668	0	0	0	0
	SOUTHERN STATES FERTILIZER	0	0	0	0	0	0	0
<b>Totals:</b>		<b>69,237</b>	<b>993,601</b>	<b>2,489</b>	<b>0</b>	<b>0</b>	<b>176</b>	<b>93</b>

County	Facility Name	Fugitive A	Stack Air	Land	POTW	Accidents	Transfers	Water
DADE	IWG HIGH PERFORMANCE	0	1,733	0	0	0	10	0
<b>Totals:</b>		<b>0</b>	<b>1,733</b>	<b>0</b>	<b>0</b>	<b>0</b>	<b>10</b>	<b>0</b>
DECATUR	SHAW INDUSTRIES - 70	0	0	0	1	0	0	0
	SOUTHEASTERN MINERALS, INC.	0	1,497	0	0	0	0	0
	TEXPAR ENERGY	0	0	0	0	0	0	0
<b>Totals:</b>		<b>0</b>	<b>1,497</b>	<b>0</b>	<b>1</b>	<b>0</b>	<b>0</b>	<b>0</b>
DEKALB	ARCH WOOD PROTECTION, INC.	27,176	15,066	0	0	32	2,822	2,195
	ASHLAND DISTRIBUTION - DORAVILLE	1,695	10,351	0	1	345	651	0
	ATLANTA MARBLE MFG	7,733	32,823	0	0	0	0	0
	BATHROOM DESIGNS	1,695	5,208	0	0	0	0	0
	BP PRODUCTS DORAVILLE 2 TERMINAL	3,785	4,988	0	0	100	0	0
	CARLYLE COMPRESSOR	499	0	0	10	0	10	0
	CHEVRON DORAVILLE TERMINAL	342	2,317	0	0	28	28	387
	DIXIE INDUSTRIAL FINISHING	0	0	0	499	0	20,270	0
	DORAVILLE TERMINAL	2,832	4,569	0	0	0	0	13
	Duron - Atlanta	18	8	0	0	0	716	0
	FENNER DUNLOP - ATLANTA	0	0	0	10	0	16,604	0
	GEORGIA OXIDE	10	18	0	0	0	0	0
	GM MLCG- DORAVILLE	21,633	420,267	0	85,455	0	18,905	52
	H.B. FULLER COMPANY	0	0	0	0	0	0	0
	HENKEL ADHESIVES CORPORATION	0	0	0	0	0	0	0
	LAFARGE LITHONIA	0	0	0	0	0	0	0
	LANE LIMITED	4	140	0	0	0	11,000	0
	LPS LABORATORIES	78	374	0	0	0	0	0
	OLDCASTLE PRECAST INC.	0	0	0	0	0	0	0
	OLDCASTLE RETAIL	0	0	0	0	0	0	0
	PLAID ENTERPRISES, INC	0	0	0	0	0	0	0
	SENTRY CHEMICAL CO.	0	0	0	0	0	0	0
	TROJAN BATTERY	435	291	0	95	0	6,755	1
	UNION CARBIDE CORPORATION	939	2,072	0	12	0	1,544	0
	W.R. GRACE - LITHONIA	0	0	0	0	0	0	0
<b>Totals:</b>		<b>68,874</b>	<b>498,492</b>	<b>0</b>	<b>86,082</b>	<b>505</b>	<b>79,305</b>	<b>2,648</b>

County	Facility Name	Fugitive A	Stack Air	Land	POTW	Accidents	Transfers	Water
DOOLY	GEORGIA-PACIFIC RESINS, INC.	5,540	4,116	0	0	0	355	870
	GEORGIA-PACIFIC VIENNA	0	156,245	0	0	0	0	0
	MID GA PROCESSING	0	0	0	0	0	0	0
<b>Totals:</b>		<b>5,540</b>	<b>160,361</b>	<b>0</b>	<b>0</b>	<b>0</b>	<b>355</b>	<b>870</b>
DOUGHERTY	COOPER TIRE & RUBBER COMPANY	515	510	0	999	0	97,065	0
	D & D WOOD PRESERVING, INC	0	0	0	0	0	0	0
	MARINE LOGISTICS BASE ALBANY	9,618	29,093	0	0	0	0	0
	MERCK & CO., INC.	16,648	16,630	3	0	360	1,832	125,743
	MILLER BREWERIES	13,700	78,416	1,769	0	16	0	391,106
DOUGHERTY	MITCHELL ELECTRIC GEN PLANT	0	352,400	95,876	0	0	0	1,353
	PROCTER & GAMBLE PAPER PROD	0	13	0	3	0	49	0
	SASCO CHEMICAL GROUP	0	0	0	0	0	0	0
	SCHUFF STEEL - ATLANTIC, INC.	8	0	0	0	0	0	0
<b>Totals:</b>		<b>40,489</b>	<b>477,062</b>	<b>97,648</b>	<b>1,002</b>	<b>376</b>	<b>98,946</b>	<b>518,202</b>
DOUGLAS	AUSTRAL VON ROLL	30	250	0	0	0	0	0
	CUSTOM BATH PRODUCTS	2,551	6,405	0	0	0	0	0
	CUSTOM BUILDING PRODUCTS	0	0	0	0	0	0	0
	LAFARGE DOUGLASVILLE	0	0	0	0	0	0	0
	PARKER HANNIFIN CORP	0	0	0	0	0	0	0
	REFLEK MANUFACTURING CORP	0	0	0	0	0	0	0
	SOUTHEAST COOLER	0	0	0	0	0	0	0
	U.S. GREENFIBER, LLC	0	0	0	0	0	0	0
<b>Totals:</b>		<b>2,581</b>	<b>6,655</b>	<b>0</b>	<b>0</b>	<b>0</b>	<b>0</b>	<b>0</b>
EARLY	GREAT SOUTHERN PAPER	108,719	2,034,606	331,733	0	0	0	101,204
	HPI GEORGIA			0				
	MAVERICK C&P INC	1,923	67,086	0	0	0	107,478	385,811
<b>Totals:</b>		<b>110,642</b>	<b>2,101,692</b>	<b>331,733</b>	<b>0</b>	<b>0</b>	<b>107,478</b>	<b>487,015</b>
EFFINGHAM	FORT JAMES -SAVANNAH	5,062	337,031	480,768	0	0	0	3,361
	HANSON PIPE & PROD - RINCON	0	0	0	0	0	0	0
	INTERNATIONAL PAPER - MELDRIM	0	0	0	0	0	0	0
	MCINTOSH ELECTRIC GEN PLANT	2,000	588,487	68,108	0	0	0	1,170
<b>Totals:</b>		<b>7,062</b>	<b>925,518</b>	<b>548,876</b>	<b>0</b>	<b>0</b>	<b>0</b>	<b>4,531</b>

County	Facility Name	Fugitive A	Stack Air	Land	POTW	Accidents	Transfers	Water
ELBERT	HONEYWELL INTERNATIONAL	10	41179	0	20	0	29880	0
	PILGRIMS PRIDE - ELBERTON	4200	0	124	212	0	124	0
EVANS	GEORGIA-PACIFIC - CLAXTON	0	4	0	0	0	0	0
	SOUTH ATLANTIC GALVANIZING	6,823	0	0	0	0	4,918	0
<b>Totals:</b>		<b>6,823</b>	<b>4</b>	<b>0</b>	<b>0</b>	<b>0</b>	<b>4,918</b>	<b>0</b>
FAYETTE	EVERLUBE PRODUCTS	11	1,661	0	0	0	0	0
	GEORGIA MASONRY SUPPLY, INC.	0	0	0	0	0	0	0
	GS ROOFING PROD	746	19	0	0	0	28,285	27
	HOSHIZAKI AMERICA, INC	0	0	0	5	0	0	0
	PANASONIC AUTOMOTIVE	0	0	0	0	0	0	0
	PHOTOCIRCUITS CORPORATION	10	10	0	2,251	0	0	0
<b>Totals:</b>		<b>767</b>	<b>1,690</b>	<b>0</b>	<b>2,256</b>	<b>0</b>	<b>28,285</b>	<b>27</b>
FLOYD	A & L SHIELDING INC.	0	0	0	0	0	0	0
	ADVANCED STEEL TECHNOLOGY	113	0	0	0	0	0	0
	BEKAERT STEEL	1,680	4,489	36	291	0	13,900	200
	EKA CHEMICALS - ROME	509	50	0	549	0	0	0
	FLORIDA TILE INDUSTRIES, INC.	0	2,920	58	0	0	58	0
	GENERAL SHALE BRICK #40	0	0	0	0	0	0	0
	HAMMOND ELECTRIC GEN PLANT	1,000	3,705,504	973,518	0	0	33	5,148
	HANSON PIPE & PROD - ROME	0	0	0	0	0	0	0
	METAL CONTAINER - ROME	107,641	132,683	0	83	0	654	0
	NEATON ROME, INC.	0	509	0	0	0	0	0
	PEACH STATE LABS - ROME	0	0	0	0	0	0	0
	PROFILE EXTRUSION COMPANY	499	7,460	0	0	0	0	0
	ROME DIE CASTING, LLC	225	50	0	0	0	1	5
	S.I. STOREY LUMBER	0	0	150	0	0	0	0
	SOUTHEASTERN MILLS, INC	0	0	0	0	0	0	0
TEMPLE-INLAND LINERBOARD	1,003,600	2,180,145	388,400	0	0	12,516	38,414	
TEMPLE-INLAND LUMBER OP	35,454	0	0	0	0	0	0	
U.S. BIOFUELS, INC	999	999	0	0	0	0	0	
ZARTIC - ROME	13,319	0	0	0	633	0	0	
<b>Totals:</b>		<b>1,165,039</b>	<b>6,034,809</b>	<b>1,362,162</b>	<b>923</b>	<b>633</b>	<b>27,161</b>	<b>43,767</b>

County	Facility Name	Fugitive A	Stack Air	Land	POTW	Accidents	Transfers	Water
FORSYTH	ADVANTIS TECHNOLOGIES, INC.	0	0	0	0	0	0	0
	AMERICAN BOA	1,497	0	0	0	0	0	0
	AMERICAN DIE TECHNOLOGY	0	0	0	0	0	0	0
	COOKSON ELECTRONICS	0	0	0	0	0	0	0
	GEORGIA PROTEINS CO.	1,740	0	15,659	0	0	0	0
	HOOVER PRECISION PROD	0	100	0	0	0	32,500	0
	INNOVATIVE CIRCUITS INC.	0	0	0	0	0	0	0
	L-3 COMMUNICATIONS	0	0	0	19	0	278	0
	LAFARGE CUMMING	0	0	0	0	0	0	0
	TECHNICAL COATINGS CORP	0	0	0	0	0	0	0
	TYSON FOODS, INC.	599	0	0	0	0	85	234,830
<b>Totals:</b>		<b>3,836</b>	<b>100</b>	<b>15,659</b>	<b>19</b>	<b>0</b>	<b>32,863</b>	<b>234,830</b>
FRANKLIN	CARRY-ON TRAILER	262	12,183	0	0	0	72	0
<b>Totals:</b>		<b>262</b>	<b>12,183</b>	<b>0</b>	<b>0</b>	<b>0</b>	<b>72</b>	<b>0</b>
FULTON	ACUITY SPECIALTY PROD	964	8,997	0	100	0	46,581	3
	ALCOA HOME EXTERIORS	0	0	0	0	0	0	0
	BONDO CORPORATION	588	5,299	0	0	588	248	0
	BRADDOCK METALLURGICAL	0	0	0	0	0	0	0
	BRENNTAG EAST POINT	0	0	0	0	0	0	0
	CENTENNIAL FARMS DAIRY	0	0	0	0	0	0	0
	CHEMENCE, INC.	0	0	0	0	0	0	0
	CITGO ATLANTA LUBRICANTS PLANT	0	0	0	0	0	0	0
	CMC REBAR GEORGIA	0	0	0	0	0	0	0
	FLINT GROUP NORTH AMERICA	270	270	0	0	0	0	0
	FORD MOTOR COMPANY	13,203	429,001	0	50,210	0	10,350	12
	GENERAL SHALE BRICK #30	0	28,227	0	0	0	0	0
	HILL MANUFACTURING CO., INC.	0	0	0	0	0	0	0
	JOHNSON DIVERSY INC	0	0	0	0	0	0	0
	KOR-CHEM, INC	0	0	0	0	0	0	0
	KRAFT FOOD GLOBAL	0	47,994	0	0	0	0	0
LAFARGE ALPHARETTA	0	0	0	0	0	0	0	
LAFARGE ARMOUR DRIVE	0	0	0	0	0	0	0	
LAFARGE BUILDING MATERIALS	1	0	0	0	0	0	0	

County	Facility Name	Fugitive A	Stack Air	Land	POTW	Accidents	Transfers	Water
FULTON	LAFARGE GLENWOOD AVE	0	0	0	0	0	0	0
	LAFARGE RED OAK	0	0	0	0	0	0	0
	LATHEM TIME	0	0	0	0	0	0	0
	LINDE GAS, LLC UNION CITY	10	0	0	0	0	0	0
	METALPLATE GALVANIZING	0	4,943	0	0	0	0	3,350
	MOMAR, INC	0	0	0	0	0	0	0
	NESTLE PURINA PETCARE	0	0	0	0	0	0	0
	NIAGARA NATIONAL CORP.	0	0	0	0	0	0	0
	OWENS BROCKWAY #10	0	654	0	0	0	0	0
	OWENS CORNING	9,896	400,108	0	0	0	5,451	1
	P&D COLOR COMPANY, INC.	0	0	0	0	0	263	0
	PEACH STATE MFG	0	0	0	0	0	0	0
	PERIMETER TERMINAL LLC	2,994	2,994	998	0	19	0	0
	POREX CORPORATION	11,000	0	0	0	0	0	0
	PPG ARCHITECTURAL FINISHES	406	147,433	0	0	0	7,547	0
	PROLIANCE INTERNATIONAL, INC.	0	0	0	0	0	0	0
	SCHOLLE CORP	0	10,185	0	0	0	0	0
	SOUTHERN GRAPHIC SYSTEMS	10	499	0	10	0	999	0
	SPECTRA METAL SALES, INC	0	271	0	0	0	0	0
	SPURLIN INDUSTRIES, INC.	0	179,443	0	0	0	0	0
	SVC MANUFACTURING	0	0	0	0	0	0	0
	T. MARZETTI COMPANY	0	0	0	0	0	0	0
	TRANSCHEM INDUSTRIES	0	0	0	0	0	0	0
	UNIVERSAL FOREST PROD	0	0	0	0	0	0	0
	VALVOLINE	0	0	0	0	0	0	0
	WAYNE FARMS - COLLEGE PARK	0	0	0	36,011	0	0	116
	WHITAKER OIL CO.	4,027	2,581	0	0	1,213	0	0
	WILLIAM C. MEREDITH CO., INC.	0	0	0	0	0	0	20
<b>Totals:</b>		<b>43,369</b>	<b>1,268,899</b>	<b>998</b>	<b>86,331</b>	<b>1,820</b>	<b>71,439</b>	<b>3,502</b>
GILMER	COURIER DYEING & PRINTING	0	0	0	0	0	0	0
	GOLD KIST ELLIJAY	338	0	0	0	0	0	0
<b>Totals:</b>		<b>338</b>	<b>0</b>	<b>0</b>	<b>0</b>	<b>0</b>	<b>0</b>	<b>0</b>
GLYNN	ALLIED UNIVERSAL - BRUNSWICK	10	0	0	0	0	0	0
	BRUNSWICK CELLULOSE, INC.	206,815	1,561,544	32,722	0	0	0	166,481

County	Facility Name	Fugitive A	Stack Air	Land	POTW	Accidents	Transfers	Water
GLYNN	BRUNSWICK GYPSUM PLANT	0	38	0	0	0	0	0
	FLETC GLYNCO GA	12	0	0	0	0	16,425	0
	GEORGIA-PACIFIC STERLING CHIP N SAW	0	9	0	0	0	0	0
	HERCULES - BRUNSWICK	392,079	90,082	0	96,664	0	0	0
	KING & PRINCE SEAFOOD	4,800	0	0	0	0	0	0
	MCMANUS ELECTRIC GEN PLANT	0	45,000	0	0	0	0	0
	MILLENNIUM COLONELS ISLAND	23,010	32,190	1,488	0	0	0	0
<b>Totals:</b>		<b>626,726</b>	<b>1,728,863</b>	<b>34,210</b>	<b>96,664</b>	<b>0</b>	<b>16,425</b>	<b>166,481</b>
GORDON	ALLIED UNIVERSAL - RANGER	10	0	0	0	0	0	0
	GOLD KIST CALHOUN FEED MILL	0	0	0	0	0	0	0
	HENKEL TECHNOLOGIES	0	3,198	0	9,827	0	4,361	0
	MANNINGTON COMMERCIAL	2,698	1,497	0	0	0	4,198	0
	OMNOVA SOLUTIONS INC.	10,498	2,907	0	0	7	1	456
	PHOENIX CHEMICAL COMPANY	0	0	0	0	0	0	0
	PINE HALL BRICK CO INC	0	23,261	0	0	0	0	0
	PLIANT CORPORATION	0	1	0	0	0	3	0
	QUALITY FINISHINGS	0	0	0	0	0	0	0
	ROYAL RUBBER & MFG CO	370	0	0	0	0	0	0
	SHAW INDUSTRIES - D6	0	0	0	0	0	0	0
	SPRINGS GLOBAL - CALHOUN	0	0	0	3,733	0	519	0
	<b>Totals:</b>		<b>13,576</b>	<b>30,864</b>	<b>0</b>	<b>13,560</b>	<b>7</b>	<b>9,082</b>
GRADY	SEMINOLE MARINE, INC.	61,961	0	0	0	0	0	0
	TIMKEN - CAIRO	509	0	0	0	0	0	0
<b>Totals:</b>		<b>62,470</b>	<b>0</b>	<b>0</b>	<b>0</b>	<b>0</b>	<b>0</b>	<b>0</b>
GREENE	GEORGIA BATHWARE, INC.	0	179,846	0	0	0	0	0
<b>Totals:</b>		<b>0</b>	<b>179,846</b>	<b>0</b>	<b>0</b>	<b>0</b>	<b>0</b>	<b>0</b>
GWINNETT	AGCO, INC.	6,800	9,400	0	0	0	0	0
	ALLIED DIAGNOSTIC IMAGING	44	7	0	5,791	0	414	0
	ANITOX CORP	4	6	0	0	0	0	0
	CHEMCENTRAL/ATLANTA	2,505	4,796	0	0	0	0	0
	CMC REBAR GEORGIA	0	0	0	0	0	0	0

County	Facility Name	Fugitive A	Stack Air	Land	POTW	Accidents	Transfers	Water
GWINNETT	CROWE INDL. COATINGS	4,897	0	0	0	0	0	0
	ELESYS NORTH AMERICA INC.	0	0	0	0	0	79	0
	EMS TECHNOLOGIES, INC	0	0	0	0	0	0	0
	GENERAL ELECTRIC ENERGY AIRFOILS	10	0	10	0	0	320	0
	GOODWIN CO.	0	0	0	10	0	0	0
	HERAEUS TENEVO INC.	0	499	0	0	0	0	0
	HUSSMANN CORPORATION	44	0	0	0	0	0	174
	LAFARGE DORAVILLE	0	0	0	0	0	0	0
	LAFARGE DULUTH	0	0	0	0	0	0	0
	LAFARGE GRAYSON	0	0	0	0	0	0	0
	LAFARGE LAWRENCEVILLE	0	0	0	0	0	0	0
	LUND INTERNATIONAL	0	0	0	0	0	0	0
	METRO MARBLE	510	3,758	0	0	0	0	0
	MR. MARBLE CO.	1,720	3,215	0	0	0	0	0
	MTI WHIRLPOOLS	21,811	44,284	0	0	0	0	0
	NAZDAR ATLANTA	1	3	0	0	0	124	0
	NEW NGC - DULUTH	0	0	0	0	0	3	0.1
	OFS BRIGHTWAVE	33	2,500	0	0	0	476	0
	PUBLIX SUPER MARKETS	0	0	0	40,998	0	0	0
	PURAFIL	7	0	0	0	0	9,000	0
	RICOH ELECTRONICS INC.	50	454	0	0	0	4,025	0
	SCIENTIFIC ATLANTA	0	0	0	0	0	0	0
	SPECTRAL RESPONSE PLANT 2	0	0	0	0	0	0	0
TOMCO2 EQUIPMENT	7,586	0	0	0	0	0	0	
UNIVAR USA - NORCROSS	223	4,685	0	54	0	0	0	
WHITE LIGHTNING PRODUCTS	2	49	0	0	0	0	0	
WIKA INSTRUMENT	0	18	0	27	0	0	0	
<b>Totals:</b>		<b>46,247</b>	<b>73,674</b>	<b>10</b>	<b>46,880</b>	<b>0</b>	<b>14,441</b>	<b>174</b>
HABERSHAM	ETHICON, INC	499	4,448	0	0	0	0	0
	SCOVILL FASTENERS INC	552	3,991	0	0	0	14,017	143
<b>Totals:</b>		<b>1,051</b>	<b>8,439</b>	<b>0</b>	<b>0</b>	<b>0</b>	<b>14,017</b>	<b>143</b>
HALL	BARBE AMERICA, INC.	0	0	0	0	0	0	0
	CARGILL GAINESVILLE	0	1	0	0	0	0	0
	COTTRELL, INC.	269	0	0	0	0	3	0

County	Facility Name	Fugitive A	Stack Air	Land	POTW	Accidents	Transfers	Water
HALL	HANSON PIPE & PRODUCTS - OAKWOOD	0	0	0	0	0	0	0
	HARRIS CALORIFIC, INC	1	1	3	10	0	2,754	0
	ICI PAINTS	4,550	190	8,024	0	0	6,748	0
	INDALEX INCORPORATED	105,022	488,874	0	0	0	0	0
	LAFARGE FRIENDSHIP RD	0	0	0	0	0	0	0
	LAFARGE GAINESVILLE	0	0	0	0	0	0	0
	LAND O'LAKES PURINA- GAINESVILLE	0	0	0	0	0	0	0
	MD BUILDING PRODUCTS	292	12,331	0	40,718	0	9,542	0
	MILLIKEN - NEW HOLLAND	0	0	0	0	0	0	0
	MINCEY MARBLE MFG. INC.	26,091	43,038	0	0	0	0	0
	PIEDMONT LABORATORIES	2,249	5,269	0	0	0	0	0
	PILGRIM'S PRIDE - BRADFORD ST	0	0	0	0	0	0	0
	PILGRIM'S PRIDE - INDUSTRIAL	16,748	0	0	7,340	0	0	51
	PINE WOOD PRODUCTS	0	0	0	0	0	0	0
	PRIMEX PLASTICS	0	0	0	0	0	0	0
	RELIANCE ELECTRIC	140	0	0	0	0	0	0
	SKF USA INC	20	0	0	0	0	6,470	0
	STORK GAMCO, INC.	36	0	0	0	0	0	0
	WAYNE FARMS - OAKWOOD	0	0	0	19,575	0	0	45
	WHITEHEAD DIE CASTING	519	3,072	0	0	0	0	0
<b>Totals:</b>		<b>155,937</b>	<b>552,776</b>	<b>8,027</b>	<b>67,643</b>	<b>0</b>	<b>25,517</b>	<b>96</b>
HARALSON	ASSOCIATED RUBBER COMPANY	0	0	0	0	0	0	0
	GOLD KIST WACO FEED MILL	0	0	0	0	0	0	0
	HL-A CO. INC.	0	0	0	0	0	0	0
	NCI BUILDING SYSTEMS	5	0	0	0	0	0	0
	NCI BUILDING SYSTEMS	10	0	0	0	0	0	0
<b>Totals:</b>		<b>15</b>	<b>0</b>	<b>0</b>	<b>0</b>	<b>0</b>	<b>0</b>	<b>0</b>
HARRIS	CAGLE'S INC. PINE MOUNTAIN VALLEY	17,000	0	21,100	0	0	0	42,100
<b>Totals:</b>		<b>17,000</b>	<b>0</b>	<b>21,100</b>	<b>0</b>	<b>0</b>	<b>0</b>	<b>42,100</b>
HART	MONROE AUTO EQUIPMENT	0	2	0	126	0	18,124	0
<b>Totals:</b>		<b>0</b>	<b>2</b>	<b>0</b>	<b>126</b>	<b>0</b>	<b>18,124</b>	<b>0</b>

County	Facility Name	Fugitive A	Stack Air	Land	POTW	Accidents	Transfers	Water
HEARD	FRANKLIN ALUMINUM CO.	0	0	0	0	0	0	0
	WANSLEY ELECTRIC GEN PLANT	13,000	9,976,202	2,969,126	0	0	0	9,851
<b>Totals:</b>		<b>13,000</b>	<b>9,976,202</b>	<b>2,969,126</b>	<b>0</b>	<b>0</b>	<b>0</b>	<b>9,851</b>
HENRY	ATLAS ROOFING - HAMPTON	7	10	0	0	0	7,015	0
	BEHR PROCESS CORP	94	161	0	0	0	457	0
	ECOLAB, INC.	184	81	0	0	0	735	0
	KIK	1	0	0	0	0	0	0
	LAFARGE HAMPTON	0	0	0	0	0	0	0
	LAFARGE LOCUST GROVE	0	0	0	0	0	0	0
	LAFARGE STOCKBRIDGE	0	0	0	0	0	0	0
	SIMMONS MANUFACTURING	0	0	0	0	0	0	0
	SIMPLICITY MANUFACTURING	0	13	0	12	0	0	0
	SOUTHERN STATES, LLC	3	3	0	1	0	4,174	7
	TOPPAN INTERAMERICA INC.	0	37,000	0	0	0	0	0
<b>Totals:</b>		<b>289</b>	<b>37,268</b>	<b>0</b>	<b>13</b>	<b>0</b>	<b>12,381</b>	<b>7</b>
HOUSTON	CASCADE CORPORATION	499	0	0	0	0	509	0
	CEMEX SOUTHEAST, LLC	7	70	0	0	0	0	0
	FRITO LAY INC., PERRY PLANT	0	0	0	0	0	0	0
	GRAPHIC PACKAGING - PERRY	0	5	0	5	0	2,411	0
	INTROSUL, INC.	15,709	64,123	0	0	0	0	0
	LAFARGE PERRY	0	0	0	0	0	0	0
	LAFARGE WARNER ROBINS	0	0	0	0	0	0	0
	MARBLE MASTERS MID GEORGIA	1,262	3,462	0	0	0	0	0
	PERRY PROCESSING	10,000	0	0	0	0	0	140,140
	U.S. DOD USAF ROBINS	56,481	25,307	0	0	1	12,418	2,127
<b>Totals:</b>		<b>83,958</b>	<b>92,967</b>	<b>0</b>	<b>5</b>	<b>1</b>	<b>15,338</b>	<b>142,267</b>
JACKSON	A. F. R. OF GEORGIA, INC	0	0	0	0	0	0	0
	ARMY CORPS OF ENGINEERS LAKE SEMINOLE	0	0	0	0	0	0	0
	DAHLBERG ELECTRIC GEN PLANT	0	0	0	0	0	0	0
	DSM NUTRITIONAL PROD	0	0	0	0	0	0	0
	GOLD KIST COMMERCE FEED MILL	0	0	0	0	0	0	0
	HUBER ENGINEERED WOODS	4,910	53,024	0	0	0	0	0
	JEFFERSON BLANKING, INC.	10	0	0	30	0	30	30

County	Facility Name	Fugitive A	Stack Air	Land	POTW	Accidents	Transfers	Water
JACKSON	LAFARGE JEFFERSON	0	0	0	0	0	0	0
	LOUISIANA PACIFIC CORP - ATHENS	1,695	42,647	0	0	0	147	0
	MAYFIELD DAIRY FARMS, LLC.	0	0	0	0	0	0	0
	ROPER PUMP COMPANY	2,230	19,952	0	0	0	13	0
	SEYDEL COMPANIES JRS	0	0	0	0	0	0	0
	WAYNE FARMS - MAYSVILLE	0	0	0	0	0	0	0
	WAYNE FARMS - PENDERGRASS	0	0	39,224	0	0	0	311
<b>Totals:</b>		<b>8,845</b>	<b>115,623</b>	<b>39,224</b>	<b>30</b>	<b>0</b>	<b>190</b>	<b>341</b>
JASPER	GEORGIA-PACIFIC PANELBOARD	0	44,900	288	0	0	0	0
	GEORGIA-PACIFIC PLYWOOD	16,777	7,522	29,104	0	0	0	0
	GEORGIA-PACIFIC STUD MILL	0	12,766	0	0	0	0	0
<b>Totals:</b>		<b>16,777</b>	<b>65,188</b>	<b>29,392</b>	<b>0</b>	<b>0</b>	<b>0</b>	<b>0</b>
JEFFERSON	GLIT-MICROTRON, INC	529	20,389	932	1,649	0	1,177	0
	THERMO KING CORPORATION	0	0	0	0	0	0	0
<b>Totals:</b>		<b>529</b>	<b>20,389</b>	<b>932</b>	<b>1,649</b>	<b>0</b>	<b>1,177</b>	<b>0</b>
JENKINS	MI METALS, INC. - MILLEN	5,114	25,808	0	0	0	0	0
<b>Totals:</b>		<b>5,114</b>	<b>25,808</b>	<b>0</b>	<b>0</b>	<b>0</b>	<b>0</b>	<b>0</b>
LAMAR	CONTINENTAL TIRE - ALDORA	67	76,159	0	539	0	0	0
<b>Totals:</b>		<b>67</b>	<b>76,159</b>	<b>0</b>	<b>539</b>	<b>0</b>	<b>0</b>	<b>0</b>
LAURENS	CNH AMERICA LLC	0	0	0	0	0	0	0
	EVANS CABINET CORPORATION	0	24,836	0	0	0	0	0
	GILMAN BUILDING PROD - DUDLEY	0	720	0	0	0	0	0
	MOHAWK - LAURENS PARK	0	0	0	0	0	0	0
	RENTZ CABINET CORPORATION	0	29,322	0	0	0	0	0
	ROCKWELL AUTOMATION	0	11	0	0	0	66	0
	SP NEWSPRINT CO.	45	184,289	58,564	0	0	0	25,554
	STEELFAB OF DUBLIN	0	0	0	0	0	0	0

County	Facility Name	Fugitive A	Stack Air	Land	POTW	Accidents	Transfers	Water
LAURENS	YKK AP - DUBLIN	69,869	24,729	0	0	0	0	0
	YKK AP AMERICA, INC.	178	2,334	0	0	0	0	0
<b>Totals:</b>		<b>70,092</b>	<b>266,241</b>	<b>58,564</b>	<b>0</b>	<b>0</b>	<b>66</b>	<b>25,554</b>
LEE	CROMARTIE AGRICULTURAL CHEM	198	1,287	0	0	0	0	0
<b>Totals:</b>		<b>198</b>	<b>1,287</b>	<b>0</b>	<b>0</b>	<b>0</b>	<b>0</b>	<b>0</b>
LIBERTY	CHEMTALL INCORPORATED	5,210	38,525	1,600	0	0	6,100	0
	FLOCRYL - ACRYLAMIDE	1,500	88	0	0	0	0	0
	FLOCRYL - ACRYLATES	12,900	163,000	0	0	0	0	0
	INTERSTATE PAPER LLC	1,583	172,637	33	0	0	0	0
	MAINSHIP CORPORATION	43,120	0	0	0	0	0	0
	US DOD FORT STEWART	0	0	0	0	0	0	0
	US DOD FORT STEWART - FIRING RANGES	138	0	97,432	0	0	0	0
<b>Totals:</b>		<b>64,451</b>	<b>374,251</b>	<b>99,065</b>	<b>0</b>	<b>0</b>	<b>6,100</b>	<b>0</b>
LOWNDES	AKER PLASTICS	190,923	0	0	0	0	0	0
	ARCHER DANIELS MIDLAND	57,495	517,454	0	868	0	0	0
	ARIZONA CHEMICAL	5,005	558	0	2,835	18	1,203	0
	BATHCRAFT INC.	0	377,065	0	0	0	0	0
	CJB INDUSTRIES, INC.	499	499	0	0	0	0	0
	DUPONT VALDOSTA	0	1,619	0	0	0	4,726	0
	ERCO WORLDWIDE INC.	10	357	0	9		4,500	161
	ILEVEL	51,396	0	0	0	0	0	0
	LANGDALE FOREST PROD	0	0	0	0	0	4,394	1,497
	PACKAGING CORP	1,865	1,199,068	20,187	0	0	0	14,780
	REGAL MARINE INDUSTRIES, INC.	0	71,400	0	0	0	0	0
	ROBALO BOATS, INC.	0	52,239	0	0	0	0	0
	SAFT AMERICA	519	2,963	0	515,151	0	1,008	1
U.S. DOD USAF MOODY	0	0	4,214	0	0	0	0	
<b>Totals:</b>		<b>307,712</b>	<b>2,223,222</b>	<b>24,401</b>	<b>518,863</b>	<b>18</b>	<b>15,831</b>	<b>16,439</b>
LUMPKIN	TIMKEN - DAHLONEGA	0	0	0	0	0	18,710	0
<b>Totals:</b>		<b>0</b>	<b>0</b>	<b>0</b>	<b>0</b>	<b>0</b>	<b>18,710</b>	<b>0</b>

County	Facility Name	Fugitive A	Stack Air	Land	POTW	Accidents	Transfers	Water
MACON	WEYERHAEUSER - OGLETHORPE	31,301	472,582	43,087	0	0	0	153,368
<b>Totals:</b>		<b>31,301</b>	<b>472,582</b>	<b>43,087</b>	<b>0</b>	<b>0</b>	<b>0</b>	<b>153,368</b>
MADISON	WEYERHAEUSER - COLBERT	0	1	0	0	0	334	0
<b>Totals:</b>		<b>0</b>	<b>1</b>	<b>0</b>	<b>0</b>	<b>0</b>	<b>334</b>	<b>0</b>
MARION	BABY'S DREAM FURNITURE	0	29,276	0	0	0	0	0
	TYSON FOODS, INC.	0	0	0	0	0	0	117,831
<b>Totals:</b>		<b>0</b>	<b>29,276</b>	<b>0</b>	<b>0</b>	<b>0</b>	<b>0</b>	<b>117,831</b>
MCDUFFIE	HOOVER TREATED WOOD PROD	0	0	0	0	0	3,023	1,497
	HP PELZER	709	6,382	0	0	0	5,061	0
	MILSCO MANUFACTURING COMPANY	17	0	0	0	0	0	0
	TIN INC	6,936	273,929	0	0	132	124	509
<b>Totals:</b>		<b>7,662</b>	<b>280,311</b>	<b>0</b>	<b>0</b>	<b>132</b>	<b>8,208</b>	<b>2,006</b>
MCINTOSH	TOWNSEND BOMBING RANGE	0	0	1,120	0	0	0	0
<b>Totals:</b>		<b>0</b>	<b>0</b>	<b>1,120</b>	<b>0</b>	<b>0</b>	<b>0</b>	<b>0</b>
MERIWETHER	CROWN TECHNOLOGY, LLC	54	0	0	0	0	0	0
	GEORGIA-PACIFIC WARM SPRINGS	0	44	135	0	0	0	0
	SPURLIN INDUSTRIES, INC.	0	106,104	0	0	0	0	0
	SUSANNAH DOBBS CO, LLC	0	0	0	0	0	0	0
<b>Totals:</b>		<b>54</b>	<b>106,148</b>	<b>135</b>	<b>0</b>	<b>0</b>	<b>0</b>	<b>0</b>
MITCHELL	EQUITY GROUP - FEEDMILL	0	0	0	0	0	0	0
	EQUITY GROUP - PROCESSING	5,670	0	0	179,678	0	499	10,764
<b>Totals:</b>		<b>5,670</b>	<b>0</b>	<b>0</b>	<b>179,678</b>	<b>0</b>	<b>499</b>	<b>10,764</b>
MONROE	FORSYTH FEEDMILL	0	0	0	0	0	0	0
	LAFARGE BOLINGBROKE	0	0	0	0	0	0	0
	SCHERER ELECTRIC GEN PLANT	0	1,519,451	5,551,174	0	0	0	29,319
	SOUTHERN FOREST INDUSTRIES	0	0	0	0	0	0	0
<b>Totals:</b>		<b>0</b>	<b>1,519,451</b>	<b>5,551,174</b>	<b>0</b>	<b>0</b>	<b>0</b>	<b>29,319</b>

County	Facility Name	Fugitive A	Stack Air	Land	POTW	Accidents	Transfers	Water
MORGAN	BARD MANUFACTURING	2,761	0	0	0	0	0	0
	GEORGIA-PACIFIC - MADISON	33,324	10,746	782	0	0	0	0
<b>Totals:</b>		<b>36,085</b>	<b>10,746</b>	<b>782</b>	<b>0</b>	<b>0</b>	<b>0</b>	<b>0</b>
MURRAY	GEORGIA CARPET FINISHERS, INC.	0	0	0	0	0	0	0
	MOHAWK - DUVALL DISTRIBUTION	0	0	0	0	0	0	0
	MOHAWK - ETON	0	0	0	0	0	0	0
	MOHAWK - HIGHLAND RD	0	0	0	0	0	0	0
<b>Totals:</b>		<b>0</b>	<b>0</b>	<b>0</b>	<b>0</b>	<b>0</b>	<b>0</b>	<b>0</b>
MUSCOGEE	BAYER MATERIALSCIENCE	0	0	0	0	0	0	0
	CESSNA AIRCRAFT	58,356	1,517	40	517	0	8,760	520
	DRYVIT SYSTEMS, INC.	0	0	0	0	0	0	0
	EASTMAN KODAK COMPANY	2,649	1,744	0	2,126	0	1,285	0
	EXIDE TECHNOLOGIES	24	166	1,870	2	0	3,070	48
	GOLDEN'S FOUNDRY & MACHINE COMPANY	538	10	0	10	0	1,108	0
	HANSON PIPE & PRODUCTS - COLUMBUS	0	0	0	0	0	0	0
	HEXION SPECIALTY - COLUMBUS	962	200	0	0	0	0	0
	INTERMET COLUMBUS FOUNDRY	2,374	418	0	11	0	37,234	0
	KEMIRA - COLUMBUS	1,031	4,269	0	4,087	0	172	0
	KYSOR WARREN CASE PLANT	10	0	0	0	0	0	0
	KYSOR WARREN SYSTEMS PLANT	0	0	0	0	0	0	0
	LAFARGE COLUMBUS	0	0	0	0	0	0	0
	LYNX CHEMICAL - COLUMBUS	218	1,468	0	7,798	0	0	0
	PANASONIC BATTERY - LITHIUM DIV	499	3,155	0	0	0	56,259	0
	PANASONIC BATTERY - MATERIALS DIV	0	0	0	7	0	0	0
PANASONIC PRIMARY BATTERY	4,972	25,489	0	0	0	12,621	0	
PRATT & WHITNEY	1	0	0	43	0	383	0	
PRECISION COMPONENTS	529	2,097	0	0	0	111	0	
SAFETY-KLEEN SYSTEMS	0	0	0	0	0	0	0	
<b>Totals:</b>		<b>72,163</b>	<b>40,533</b>	<b>1,910</b>	<b>14,601</b>	<b>0</b>	<b>121,003</b>	<b>568</b>
NEWTON	BARD MEDICAL DIVISION	6,527	3,404	0	0	0	0	0
	BEAVER MANUFACTURING	44	51	0	0	0	0	0
	CONTRACT PACKAGING, INC.	10	0	0	0	0	0	0
	ENGINEERED SPECIALTY TEXTILES	0	702	0	0	0	0	0

County	Facility Name	Fugitive A	Stack Air	Land	POTW	Accidents	Transfers	Water
NEWTON	H. B. FULLER	11,602	3,351	0	2,176	3,300	0	0
	H.B. FULLER POWDER COATING	0	0	0	0	0	0	0
	KELLY PACKAGING, INC.	0	0	0	0	0	0	0
	LAFARGE OXFORD	0	0	0	0	0	0	0
	NISSHINBO AUTOMOTIVE	78	1,715	0	1	0	102,727	0
	NYLOBOARD	0	0	0	0	0	0	0
	RIDGE CREEK INDUSTRIES	0	0	0	0	0	0	0
	ROTADYNE ROLL - COVINGTON	113	1	0	1	0	5,651	0
	TREAD TECHNOLOGIES	0	46	0	0	0	13,020	0
<b>Totals:</b>		<b>18,374</b>	<b>9,270</b>	<b>0</b>	<b>2,178</b>	<b>3,300</b>	<b>121,398</b>	<b>0</b>
OCONEE	SOUTHWIRE COMPANY Watkinsville	15	6	0	0	0	12,295	53
<b>Totals:</b>		<b>15</b>	<b>6</b>	<b>0</b>	<b>0</b>	<b>0</b>	<b>12,295</b>	<b>53</b>
PAULDING	ARMACELL, LLC	0	228	0	0.89	0	5,500	0
	LAFARGE HIIRAM	0	0	0	0	0	0	0
<b>Totals:</b>		<b>0</b>	<b>228</b>	<b>0</b>	<b>1</b>	<b>0</b>	<b>5,500</b>	<b>0</b>
PEACH	ARROWHEAD FIBERGLASS INDUSTRIES	24,232	0	0	0	0	0	0
	BLUE BIRD BODY COMPANY	3,246	5,150	0	0	0	0	0
	LAFARGE BYRON	0	0	0	0	0	0	0
<b>Totals:</b>		<b>27,478</b>	<b>5,150</b>	<b>0</b>	<b>0</b>	<b>0</b>	<b>0</b>	<b>0</b>
PICKENS	LEXINGTON INSULATORS	0	0	0	0	0	0	0
<b>Totals:</b>		<b>0</b>	<b>0</b>	<b>0</b>	<b>0</b>	<b>0</b>	<b>0</b>	<b>0</b>
PIERCE	ACE POLE CO., INC	0	0	0	0	0	0	0
	GILMAN BUILDING PROD - BLACKSHEAR	0	736	0	0	0	0	0
	SUNDANCE BOATS	24,744	0	0	0	0	0	0
<b>Totals:</b>		<b>24,744</b>	<b>736</b>	<b>0</b>	<b>0</b>	<b>0</b>	<b>0</b>	<b>0</b>
POLK	CAGLE'S FARMS, INC.	0	0	0	0	0	0	0
	ENGINEERED FABRICS	39,183	21,098	0	0	0	0	0
	GEO SPECIALTY CHEM	9,446	2,287	0	0	0	139	383

County	Facility Name	Fugitive A	Stack Air	Land	POTW	Accidents	Transfers	Water
POLK	HON COMPANY	21,280	120,620	0	0	0	0	0
	KIMOTO TECH, INC	1,760	12,600	0	0	0	0	0
	ZARTIC - CEDARTOWN	8,910	0	0	0	179	0	0
<b>Totals:</b>		<b>80,579</b>	<b>156,605</b>	<b>0</b>	<b>0</b>	<b>179</b>	<b>139</b>	<b>383</b>
PULASKI	HOLLINGSWORTH AND VOSE	777	39,300	0	0	0	22,900	3,380
<b>Totals:</b>		<b>777</b>	<b>39,300</b>	<b>0</b>	<b>0</b>	<b>0</b>	<b>22,900</b>	<b>3,380</b>
PUTNAM	BRANCH ELECTRIC GEN PLANT	0	11,277,059	2,213,371	0	0	101	11,299
	GRO TEC, INC.	0	0	0	0	0	0	0
	HORTON COMPONENTS	12,463	49,853	0	0	0	0	0
	HORTON HOMES, INCORPORATED	46,963	0	0	0	0	1,445	0
	HORTON VANS, INCORPORATED	14,960	28,699	0	0	0	463	0
	MARBLE WORKS, INC.	608	1,807	0	0	0	0	0
	RAYONIER WOOD PROD - EATONTON	0	19	0	0	0	212	0
<b>Totals:</b>		<b>74,994</b>	<b>11,357,437</b>	<b>2,213,371</b>	<b>0</b>	<b>0</b>	<b>2,221</b>	<b>11,299</b>
QUITMAN	D & J PLASTICS	0	0	0	0	0	0	0
<b>Totals:</b>		<b>0</b>	<b>0</b>	<b>0</b>	<b>0</b>	<b>0</b>	<b>0</b>	<b>0</b>
RABUN	RABUN APPAREL, INC.	1	168	0	0	0	890.53	9
<b>Totals:</b>		<b>1</b>	<b>168</b>	<b>0</b>	<b>0</b>	<b>0</b>	<b>890.53</b>	<b>9</b>
RANDOLPH	GEORGIA FEED PRODUCTS CO.	4,400	0	39,600	0	0	0	0
<b>Totals:</b>		<b>4,400</b>	<b>0</b>	<b>39,600</b>	<b>0</b>	<b>0</b>	<b>0</b>	<b>0</b>
RICHMOND	AC IND	9,911	0	0	0	0	0	0
	ARMY SIGNAL-CENTER FT GORDON	0	0	0	0	0	0	0
	AUGUSTA NEWSPRINT COMPANY	0	0	0	0	0	0	0
	AUGUSTA READY MIX	0	0	0	0	0	0	0
	AUGUSTA WOOD PRESERVING	0	0	0	0	0	0	0
	BORAL BRICKS - AUGUSTA PLANT 6	0	168,902	0	0	0	0	0
	BORAL BRICKS - AUGUSTA PLANTS 3, 4, 5	0	522,922	15,482	0	0	914	0
	DEERFIELD SPECIALTY PAPERS	0	0	0	0	1,062	60	0
	DSM CHEMICALS	241,419	70,924	0	1,074	0	17,190	2,928,910
	DSM RESINS	9	270	0	0	0	0	0

County	Facility Name	Fugitive A	Stack Air	Land	POTW	Accidents	Transfers	Water
RICHMOND	EKA CHEMICALS - AUGUSTA	10	499	0	0	0	0	0
	EKA CHEMICALS, INC. GP PLANT		499	0	0	0	0	0
	E-Z-GO TEXTRON	0	879	0	32	0	0	0
	FINNCHEM USA INC	11	3,800	0	10	0	10	0
	G.D. SEARLE	6,863	5,310	0	3,442	0	0	0
	GENERAL CHEMICAL	0	21,840	0	0	0	0	0
	IFF AUGUSTA LIMITED	1,342	538	0	65	473	2,601	0
	INTERNATIONAL PAPER - AUGUSTA	1,100,586	1,172,486	246,590	0	0	0	262,437
	KENDALL COMPANY,LP	6,926	602	0	10	88	2,930	0
	LAFARGE AUGUSTA	0	0	0	0	0	0	0
	LAFARGE MARTINEZ	0	0	0	0	0	0	0
	MODERN WELDING	559	12,808	0	0	0	0	0
	NUTRASWEET	3,860	85,286	0	268,373	0	0	0
	OLIN CORPORATION	592	275	0	0	0	136	11
	PCS NITROGEN FERTILIZER	142,580	3,538,803	0	0	0	0	567,763
	PROCTER & GAMBLE MANUFACTURING	0	0	0	0	0	0	0
	SOLVAY ADVANCED POLYMERS	23,880	23,540	0	1,012	0	6,690	0
THERMAL CERAMICS INC	16	0	0	0	0	2,957	175	
U. S. BATTERY - AUGUSTA	0	0	0	10	0	0	0	
W.R. GRACE - AUGUSTA	9	11	0	0	0	0	0	
WEYLICHEM CORPORATION	3,869	25,337	0	58	0	0	0	
<b>Totals:</b>		<b>1,542,441</b>	<b>5,655,531</b>	<b>262,072</b>	<b>274,086</b>	<b>1,623</b>	<b>33,488</b>	<b>3,759,295</b>
ROCKDALE	BIOLAB	499	0	0	0	0	6,369	0
	BOSTIK, INC	0	0	0	0	0	0	0
	C&D TECHNOLOGIES, INC.	0	165	0	4	0	0	2
	GREAT SOUTHERN WOOD	0	0	0	0	0	105	40
	LIOCHEM INC.	499	2,248	0	0	0	0	10
	LIOCHEM INC.	0	0	0	0	0	0	0
	PRATT INDUSTRIES - CONYERS	0	0	0	0	0	394	0
SCOTT G. WILLIAMS, LLC	0	711	0	0	0	0	290	
<b>Totals:</b>		<b>998</b>	<b>3,124</b>	<b>0</b>	<b>4</b>	<b>0</b>	<b>6,868</b>	<b>342</b>
SCHLEY	COOPER LIGHTING, INC. - ELLAVILLE	0	10	0	1,400	0	0	0
	KING'S CUSTOM BUILDERS, INC.	0	0	0	0	0	0	0

County	Facility Name	Fugitive A	Stack Air	Land	POTW	Accidents	Transfers	Water
SCHLEY	TCI, INC	10	11	0	0	0	10,600	0
<b>Totals:</b>		<b>10</b>	<b>21</b>	<b>0</b>	<b>1,400</b>	<b>0</b>	<b>10,600</b>	<b>0</b>
SCREVEN	KING AMERICA FINISHING	0	0	0	0	444	0	444
	TIMKEN - SYLVANIA	499	499	0	0	0	0	0
<b>Totals:</b>		<b>499</b>	<b>499</b>	<b>0</b>	<b>0</b>	<b>444</b>	<b>0</b>	<b>444</b>
SPALDING	AEP INDUSTRIES, INC	5	70	0	0	0	0	0
	BANDAG, INC. - GRIFFIN PLANT	0	1,418	0	24	0	1,922	0
	CATERPILLAR INC	0	0	0	0	0	0	0
	COOPER STANDARD AUTOMOTIVE	1,195	69,563	0	10	0	22,800	0
	HOSHIZAKI AMERICA, INC	0	0	0	0	0	0	0
	STOWE WOODWARD	501	0	0	0	0	34,637	0
<b>Totals:</b>		<b>1,701</b>	<b>71,051</b>	<b>0</b>	<b>34</b>	<b>0</b>	<b>59,358</b>	<b>0</b>
STEPHENS	AMERICAN WOODMARK	0	0	0	0	0	432	0
	CATERPILLAR INC. METALCASTING	0	902	0	0	0	0	0
	EATON AEROSPACE PLANT 1	0	999	0	0	0	3,299	0
	FERRO CORPORATION	134	1,321	0	35	0	172,801	753
	PATTERSON PUMP COMPANY	0	0	0	0	0	0	0.1
	ROBERT BOSCH TOOL	0	2,066	0	20,610	0	9,604	0
	WILLIAM GREY HUMPHREY	0	0	0	0	0	0	0
<b>Totals:</b>		<b>134</b>	<b>5,288</b>	<b>0</b>	<b>20,645</b>	<b>0</b>	<b>186,136</b>	<b>753</b>
SUMTER	CARAVELLE POWERBOATS INC.	0	154,753	0	0	0	0	0
	COLLINS & AIKMAN PROD	580	580,734	0	0	4	0	0
	HICKORY SPRINGS MFG. CO.	0	116	0	0	0	0	0
	ROYSTER-CLARK, INC.	253	486	0	0	0	175	669
<b>Totals:</b>		<b>833</b>	<b>736,090</b>	<b>0</b>	<b>0</b>	<b>4</b>	<b>175</b>	<b>669</b>
TATTNALL	DURAMATIC PRODUCTS	0	0	0	0	0	0	0
<b>Totals:</b>		<b>0</b>	<b>0</b>	<b>0</b>	<b>0</b>	<b>0</b>	<b>0</b>	<b>0</b>
TAYLOR	MF&H TEXTILES, INC.	0	0	0	2,372	0	2,087	0
<b>Totals:</b>		<b>0</b>	<b>0</b>	<b>0</b>	<b>2,372</b>	<b>0</b>	<b>2,087</b>	<b>0</b>

County	Facility Name	Fugitive A	Stack Air	Land	POTW	Accidents	Transfers	Water
TERRELL	GOLDEN PEANUT	7,734	102,751	0	204	0	0	0
	TYSON FOODS, INC.	2,670	0	0	0	65	0	0
<b>Totals:</b>		<b>10,404</b>	<b>102,751</b>	<b>0</b>	<b>204</b>	<b>65</b>	<b>0</b>	<b>0</b>
THOMAS	BALFOUR LUMBER	64	0	0	0	0	0	0
	CEN TEK INDUSTRIES, INC.	6,524	0	0	0	0	0	0
	CLEAVER-BROOKS	0	0	0	0	0	0	0
	HOOD INDUSTRIES	0	23	0	0	0	0	0
	US FILTER	0	0	0	0	0	0	0
<b>Totals:</b>		<b>6,588</b>	<b>23</b>	<b>0</b>	<b>0</b>	<b>0</b>	<b>0</b>	<b>0</b>
TIFT	ALLIANCE CARPET - TIFTON	0	0	0	0	0	0	0
	HEATCRAFT REFRIGERATION	0	0	0	2	0	196	0
	HENDRIX AND DAIL, INC.	305	300	0	0	0	0	0
	TIFTON ALUMINUM	8,730	57,075	0	0	0	613	16,110
<b>Totals:</b>		<b>9,035</b>	<b>57,375</b>	<b>0</b>	<b>2</b>	<b>0</b>	<b>809</b>	<b>16,110</b>
TOOMBS	ATLANTIC WOOD INDUSTRIES, INC.	0	0	0	0	0	0	0
	TRANE	10	10	0	0	0	0	6
<b>Totals:</b>		<b>10</b>	<b>10</b>	<b>0</b>	<b>0</b>	<b>0</b>	<b>0</b>	<b>6</b>
TROUP	ATLAS ROOFING - LAGRANGE	10	10	0	0	0	0	0
	CATERPILLAR INC, LAGRANGE	0	0	0	0	0	0	0
	DURACELL	14,998	26,301	20	20	0	51,098	0
	FEDERAL-MOGUL CORPORATION	0	27,009	0	0	0	0	0
	FREUDENBERG-NOK - LAGRANGE	532	9,309	0	9	0	13,701	19
	GUARDIAN AUTOMOTIVE - MOULDING	1,576	77,310	0	0	0	0	0
	GUARDIAN AUTOMOTIVE - PLASTICS	0	13,663	0	0	0	0	0
	HENKEL CONSUMER ADHESIVES, INC	40	10,780	0	71	0	443	0
	INDUSTRIAL SPECIALTY FABRICS	114	9,029	0	0	0	0	0
	INTERFACE FLOORING	550	337	0	0	0	431	0
	KLEEN-TEX INDUSTRIES, INC.	0	0	0	0	0	320	0
	MILLIKEN - HILLSIDE COATING PLANT	409	13,786	0	0	0	0	0
	MILLIKEN - LIVE OAK/MILSTAR	0	3	0	518	0	0	0
PALM HARBOR HOMES	0	0	0	0	0	0	0	

County	Facility Name	Fugitive A	Stack Air	Land	POTW	Accidents	Transfers	Water
TROUP	SAFA L.L.C.	0	1,315	0	0	0	24,800	0
	WHEELABRATOR CORPORATION	24	1	0	0	0	0	0
<b>Totals:</b>		<b>18,253</b>	<b>188,853</b>	<b>20</b>	<b>618</b>	<b>0</b>	<b>90,793</b>	<b>19</b>
UPSON	KEADLE LUMBER	583	0	0	0	0	0	0
	QUAD/GRAPHICS, INC.	30,500	900	0	22	0	0	0
	ROBBINS MANUFACTURING	0	0	0	0	0	0	0
	ROYAL CORD INC.	159	16,520	0	0	0	0	0
	SOUTHERN MILLS - PLANT RAY	35,771	284	1,015,801	0	0	0	0
	YAMAHA MUSIC MFG	700	13,300	0	10	0	0	0
<b>Totals:</b>		<b>67,713</b>	<b>31,004</b>	<b>1,015,801</b>	<b>32</b>	<b>0</b>	<b>0</b>	<b>0</b>
WALKER	BLUE BIRD NORTH GEORGIA	705	40,664	0	0	0	0	0
	DOW REICHHOLD KENSINGTON	1,963	26,243	0	0	1,105	0	1,331
	ROPER CORPORATION	385	0	0	10	0	14,401	10
	SHAW INDUSTRIES - SI	0	0	0	0	0	0	0
	YATES BLEACHERY COMPANY	0	4	0	0	0	0	0
<b>Totals:</b>		<b>3,053</b>	<b>66,911</b>	<b>0</b>	<b>10</b>	<b>1,105</b>	<b>14,401</b>	<b>1,341</b>
WALTON	AMERICAN DEHYDRATED FOODS, INC.	0	0	0	39,276	0	0	0
	CERTAINTED - SOCIAL CIRCLE	53	0	0	0	0	560	0
	GOODYEAR TIRE & RUBBER COM PANY	368	4,232	0	0	0	29,115	0
	STANDRIDGE COLOR	259	0	0	1	0	1,093	1
<b>Totals:</b>		<b>680</b>	<b>4,232</b>	<b>0</b>	<b>39,277</b>	<b>0</b>	<b>30,768</b>	<b>1</b>
WARE	B&M WOOD PRODUCTS INC	3,100	301	0	0	0	0	0
	CAROLINA SKIFF, LLC	0	239,290	0	0	0	0	0
	CLAYTON HOMES - WAYCROSS	0	0	0	0	0	0	0
	GMH WAYCROSS OPERATIONS	14,007	0	0	0	0	1,224	0
<b>Totals:</b>		<b>17,107</b>	<b>239,591</b>	<b>0</b>	<b>0</b>	<b>0</b>	<b>1,224</b>	<b>0</b>
WARREN	GEORGIA-PACIFIC - WARRENTON	0	4	0	0	0	0	0
<b>Totals:</b>		<b>0</b>	<b>4</b>	<b>0</b>	<b>0</b>	<b>0</b>	<b>0</b>	<b>0</b>
WASHINGTON	BURT LUMBER CO	0	0	0	0	0	0	0
	LAMSON & SESSIONS	0	0	0	0	0	0	0

County	Facility Name	Fugitive A	Stack Air	Land	POTW	Accidents	Transfers	Water
WASHINGTON	PRENTISS INCORPORATED	0	0	0	0	0	0	0
<b>Totals:</b>		<b>0</b>	<b>0</b>	<b>0</b>	<b>0</b>	<b>0</b>	<b>0</b>	<b>0</b>
WAYNE	AMERICAN WELDING AND TANK	499	10	0	0	0	6,419	0
	RAYONIER PERFORMANCE FIBERS	2,831,703	1,367,502	124,636	0	26	0	392,060
<b>Totals:</b>		<b>2,832,202</b>	<b>1,367,512</b>	<b>124,636</b>	<b>0</b>	<b>26</b>	<b>6,419</b>	<b>392,060</b>
WHITE	FREUDENBERG-NOK - CLEVELAND	0	0	0	0	0	0	0
<b>Totals:</b>		<b>0</b>	<b>0</b>	<b>0</b>	<b>0</b>	<b>0</b>	<b>0</b>	<b>0</b>
WHITFIELD	ADVANCED ADHESIVE TECH	499	499	0	0	0	0	0
	ALADDIN MILLS	0	0	0	0	0	0	0
	AMC INTERNATIONAL	0	0	0	0	0	0	0
	ARROW ENGINEERING, INC.	0	0	0	0	0	0	0
	BEAULIEU FAIBERS-APC	0	0	0	7	0	381	0
	BEAULIEU FIBERS-PLANT 20	0	0	0	7	0	572	0
	BEAULIEU OF AMERICA PLANT 560	0	2,016	0	23,184	0	0	0
	CHEM-TECH FINISHERS INC.	6	586	0	58,016	0	0	0
	DALTON FOAM DIVISION OF NCFI	0	0	0	0	0	0	0
	DOW CHEMICAL COMPANY - DALTON	20,591	477,500	0	0	0	0	360
	FIBRO CHEM, INC.	0	0	0	3,493	0	0	0
	GLOBAL TEXTILE SERVICES	0	1	0	159	0	7,184	0
	HEALTHIER CHOICE CARPET & PAD	499	499	0	0	40	0	0
	HERCULES - DALTON	2,398	0	0	0	0	0	0
	LYNX CHEMICAL - DALTON	53	14,562	0	4,748	0	0	0
	MFG CHEMICAL	499	499	0	499	0	0	0
	MOHAWK - DURKAN FINISHING	0	0	0	0	0	0	0
	MOHAWK - MCFARLAND RD	0	0	0	0	0	0	0
	MOHAWK - SOUTH HAMILTON	0	114	0	0	0	0	0
	PARA-CHEM STANDARD DIV	1,018	846	0	1,383	0	288	0
	PEACH STATE LABS - DALTON	1,498	0	0	0	0	259	0
	ROBERTS CAPITOL	3,443	735	0	0	0	0	0
	SANCO INC.	499	0	0	0	0	0	0
	SHAW INDUSTRIES - 1/3	0	13	0	0	0	0	0
	SHAW INDUSTRIES - 2,4,80	0	53	0	27	0	187	0

County	Facility Name	Fugitive A	Stack Air	Land	POTW	Accidents	Transfers	Water
WHITFIELD	SHAW INDUSTRIES - 20	0	0	0	0	0	0	0
	SHAW INDUSTRIES - 23	0	0	0	0	0	0	0
	SHAW INDUSTRIES - 81	0	0	0	0	0	0	0
	SHAW INDUSTRIES - WM	1	1	0	1	0	0	0
	SOUTHERN CHEMICAL & TEXTILES	10	0	0	0	1	0	0
	UNIVERSAL TEXTILE TECHNOLOGIES	0	559	0	0	0	5,169	0
	VERICOL, INC.	0	348,171	0	0	0	0	0
<b>Totals:</b>		<b>31,013</b>	<b>846,654</b>	<b>0</b>	<b>91,524</b>	<b>41</b>	<b>14,040</b>	<b>360</b>
WILKES	ANTHONY FOREST PRODUCTS	12,121	0	0	0	0	0	0
<b>Totals:</b>		<b>12,121</b>	<b>0</b>	<b>0</b>	<b>0</b>	<b>0</b>	<b>0</b>	<b>0</b>